



Geared for Growth

73rd Annual Report
2018-19



Only listed player in its field

~46%

Market share in the stone mining industry



Mining and processing of Kota and other natural stones



Largest stone mining company

Spread Across

10 Kms².



at Ramganjmandi, situated in Rajasthan



1945

Established in the pre-independence era




ASI

INDUSTRIES LIMITED


Produces over

12 Million Mtrs². every year



Al Rawasi Rocks and Aggregates L.L.C operates as a subsidiary

Invested into the engineered stone business using patented Italian technology



The end user of the industry is the real estate, construction and Infrastructure

Offering wide variety of stones

Kota Stone

- Kota Stone Blue
- Kota Stone Brown
- Kandla grey sandstone

Standstone

- Rajgreen sandstone
- Buff sandstone
- White sandstone

EBITDA Margin



PAT Margin



FY17 FY18 FY19

FY17 FY18 FY19

TABLE OF CONTENT

Corporate Overview

- Chairman's Message..... 2
- Who We Are 3
- Kota Stone Overview and Usage/Application..... 4
- Corporate Information 5

Management Report

- Management Discussion and Analysis..... 7
- Directors' Report..... 10
- Corporate Governance Report..... 28

Financial Statements

- Standalone - Independent Auditors' Report..... 42
- Standalone Financial Statements..... 48
- Consolidated - Independent Auditors' Report..... 86
- Consolidated Financial Statements..... 90

Chairman's Message

Dear Shareholders,

It is my privilege to present the Annual Report for FY2019 of ASI Industries Ltd (Formerly known as Associated Stone Industries (Kotah) Ltd). The objective before us is to create long term value for the shareholders and we are slowly moving towards that path by adopting multiple strategic initiatives.

The economic scenario in the country is showing some signs of improvement but we are yet to see traction in terms of infrastructure growth. We are constantly reviewing the business strategy to make a powerful framework that will be sufficiently flexible to remain over the economic tides. The government is supporting housing and infrastructure sector by proposing Rs 50 Lacs crore for Railway Infrastructure and additional deductions on loans for buying affordable houses. Government initiatives towards the development in infrastructure and housing will support our growth as Kota stone is used in both the interiors and exteriors of houses and commercial areas.



Let me now highlight the performance for fiscal 2019. Our consolidated revenue experienced some pressure mainly due to decline in trading business; while the margins have rebounded well and closed the year with 20% which is almost a 400 bps improvement over the last fiscal year. Revenues from stone business grew from ₹20,441 Lacs to ₹21,610 Lacs, while wind power business generated revenue worth ₹97 Lacs as against ₹75 Lacs during last year. Consolidated profit for the FY19 increased by 17% to ₹2,246 Lacs as against previous year's profit of ₹1,926 Lacs. I am extremely delighted by the margin resilience shown by the Company and it is our endeavour to ensure that we adopt the best cost practices and efficiencies so that earnings improve over the years. We are confident that we should be able to sustain the margins going forward.

An important development during the current financial year was the foray of the Company into the Engineered Stone business in Jaipur which adds a new dimension to your Company's portfolio. This project will be implemented at Mahindra World City, Jaipur, Rajasthan which will have a capacity of 6.50 million sq.ft on approximately 7 acres of land. There are only around 50 units globally, that use this patented technology from Bretonstone, Italy and the ASI unit will be the third of its kind to be set up in India. The construction is in full swing and we expect the commercial production to commence from the last quarter of this fiscal. Once operational, the Engineered stone facility is expected to drive revenue growth from fiscal year 2021 which will take the Company into the next orbit.

Engineered stone finds application for food service areas, kitchen countertops, island counters, basin counters and also suitable for heavy commercial traffic flooring. It is the fastest growing market segment in the surface industry

Al Rawasi Rocks and Aggregates L.L.C operates as a subsidiary of ASI Industries Ltd, produces annually 5 million tonnes of limestones which is used as a construction material. We see a good demand for product and the focus will be on increasing profitability as we move forward.

Before I conclude, I would like to express my gratitude to all the employees, business partners, bankers, vendors and other business associates for the support and assistance provided throughout our journey. I do hope with this support and backing, your Company will scale greater heights in the future.

With best regards,

Mr. Deepak Jatia
Chairman and Managing Director

Who we are

ASI Industries Ltd (formerly Associated Stone Industries (Kotah) Limited) is one of the leading stone mining company in the world and the only listed player in its field in India. Ever since its' establishment in the pre-independence era in 1945, we have been successfully providing our customers with high quality Kota stone products. Our stone mining quarry, largest in the world, is spread across 10 square kms at Ramganjmandi, Rajasthan; the home of impeccable and finest quality Kota stone. Over 12 million square meters of immaculate Kota stone are produced every year in our quarries. Al Rawasi Rocks and Aggregates L.L.C operates as a subsidiary of ASI Industries Ltd. The company has been a pioneer in the production and manufacturing of diversified range of superior quality limestone.

The company is diversifying its business by investing into the Engineered Stone business using patented Italian technology. There are only around 50 units globally, that use this patented technology from Bretonstone, Italy and the ASI unit will be the third of its kind to be set up in India.

Through our ground breaking innovations such as the uniting cutting-edge technology progression and the state-of-art diamond tool units, we have frequently gained ground within the stone mining industry for over seven decades now and counting. With the adoption of advanced mining techniques, ASI has helped revolutionize the Indian stone industry and has set a benchmark which is unparalleled by anyone in the industry. Powered with the latest as well the best technologies and a dedicated, hardworking and skilled work force of 5000, we focus on delivering to our customers the finest and refined products which are at par with the global standards. With a relentless commitment towards quality and fineness, we strive to keep up with the changing technological trends and adapt accordingly. Through years of persistence and unwavering dedication, ASI has paved the way for building a global standard for the stone mining industry and will continue to march ahead with the same focus and avidity

Kota Stone Overview and Usage/Application

Kota Stone is a naturally available lime-stone with a world class mix of shades, which is found only in Kota district in Rajasthan, which is where it gets its name from. Kota Stone is well known for its high durability and low cost and attractive colours. It is one of the most extensively used materials in exterior as well as interior of houses and in commercial areas. It is used in two finishes i.e. rough dress and polished finish, mainly used in constructions of exteriors, pathways, corridors, driveways, balconies, commercial buildings etc. Known for its lustrous appearance, it comes in different types, colours, shapes and sizes.

The different types of Kota Stones include Kota Blue, Kota Brown, covings, bricks and cobbles. Kota Blue stones can be used in various forms such as polished tiles, tumbled tiles, natural bricks, cobbles, and covings. In terms of colour, it is usually available in a bluish green which adds a soothing effect to the home décor. On the other hand, Kota Brown stone can be used in interior as well as exteriors. It is usually available in three colours, yellow, green and brown. Kota stone covings are mainly used in the corners of spaces in industries where the hygiene requirements are strict such as dairy industries, pharmaceutical industries and food industries.

There are a number of reasons why Kota stone is preferred by many. The primary reason lies in its durability and strength. Kota stone is the most durable naturally occurring stone available. It is extremely sturdy by nature and being non-porous and homogenous makes it a material which can be used widely for a variety of purposes. Kota stone is anti-slip by nature and non-water absorbent which makes it a perfect flooring option in humid conditions. Another reason that makes Kota stone so widely desirable is the low costs. Even though it possesses a number of unique features, the stone is extremely affordable and non-expensive unlike other natural stones such as marble and granite. On comparing with marble, Kota stone is found to be stronger, more durable, inexpensive and it also requires lesser maintenance than marble. Since it is fit to sustain almost any climate- dry, humid or cold, it is used to lay a strong foundation for kitchen countertops. Very often, granite and marble slabs are placed on the top of the Kota stone base to make the tops more durable and long lasting.

For a very long time, marble and granite heavily dominated the construction scene, side-lining Kota stone as the secondary option, especially for passive areas, but now, people have finally started realising and analysing the advantages of Kota stone. This is lead to a growth in the demand for them. Its rustic yet sophisticated look makes it a huge asset in earthy constructions.

Engineered Stone Overview and Usage/Application

Engineered Stone is a composite material manufactured using quartz as the major raw material and has a striking resemblance in appearance to natural stone but more uniformity in colour and patterns as compared to natural stone.

It is widely available on the surface of earth, occurs in natural form of silicate mineral with composed silicon oxide commonly known as quartz. This quartz is converted into engineered stone in the form of slab or blocks for end use applications. An engineered stone can be delivered in various shape, texture and colours according to its required application and needs.

Engineered stones are highly resistant to heat and are highly durable thus widely being used in fireplace

Apart from being harder and more durable as compared to natural stone, Engineered Stone is not easy to scratch or chip and is stain resistant & non-porous. These attributes make it a maintenance free product.

Engineered stone can withstand a higher pH balance and is not affected by acidic materials like natural stone is. Since it is non-porous, it restricts the growth of mold, mildew etc on tops and other surfaces in wet areas and is widely used mainly in locations such as commercial buildings, food service areas, kitchen countertops, island counters, basin counters etc.

The global Engineered Stone market was USD 13,000 million in 2018 and is expected to USD 24,800 million by the end of 2025, growing at a CAGR of 8.4% between 2019 and 2025

Corporate Information

BOARD OF DIRECTORS

Mr. Deepak Jatia
Chairman & Managing Director

Mrs. Anita Jatia
Executive Director

Mr. Tushya Jatia
Executive Director

Mr. Gaurang Gandhi
Independent Director

Mr. Anshul M. Sonawala
Independent Director

Mr. Sanjay Seksaria
Independent Director

COMPANY SECRETARY & COMPLIANCE OFFICER

Mr. Manoj Jain

MANAGEMENT EXECUTIVES

Mr. S.R. Soni
Chief Executive Officer

Mr. Pavan Soni
Chief Financial Officer

Mr. George Mathew
General Manager (Import & Export)

AUDITORS

M/s. S.C.Bandi & Co.
Chartered Accountants
Mumbai – 400021

BANKERS

ICICI Bank Ltd
HDFC Bank Ltd
IDBI Bank Ltd
Yes Bank Ltd
IndusInd Bank Ltd

LISTED ON

Bombay Stock Exchange Limited
Security ID: ASIIL
Security code: 502015

REGISTRAR AND SHARE TRANSFER AGENTS

M/s Link Intime India Private Limited, C-101, 247 Park
L.B.S. Marg, Vikhroli (West), Mumbai- 400 083,
Tel: 022 - 49186270, Fax: 022 - 49186060,
Email: rnt.helpdesk@linkintime.co.in

REGISTERED OFFICE

Marathon Innova, 'A' Wing, 7th Floor,
Off: Ganpatrao Kadam Marg,
Lower Parel, Mumbai – 400013

WORKS

Mining :	Kudayla Industrial Area, Ramganjmandi Dist. Kota, Rajasthan
Wind Power:	1) Beladadi Village, Taluk & Dist. Gadag, Karnataka 2) Rameshwar Village, Taluk Khatau, Dist. Satara, Maharashtra
Engineered Stone	Mahindra World City , SEZ, Sanganer, Jaipur-302037

Management Discussion and Analysis

Industrial Structure and Development

Economic Overview

Indian economy is facing headwinds arising from the emerging global geopolitical and economic scenario. The fiscal deficit of the central government has come down from over 6% of GDP in the post-crisis period of fiscal 2010 to around 3.4% in fiscal 2019. Elevated crude prices has the most perceptible impact on current account deficit (CAD) and inflation. The country's gross domestic product (GDP) growth that ranged between 8 and 8.2% in 2015-16 and 2016-17, slid to 7.2% in 2017-18 and dropped further to 7% in 2018-19.

Foreign investment in the form of FDI has seen a marginal decline during the first 9 months of 2018-19 compared with 2017-18. At \$33.5 bn during Apr'18-Dec'18, it was 7% lower than the inflows worth \$35.9 bn in the corresponding period a year ago. Domestic and global concerns limited the FDI inflows. The election led uncertainty on the domestic front and global headwinds such as slowdown in global economy, trade war uncertainties, concerns over Brexit negotiations and other geo-political tensions led to lower FDIs into the Indian economy in the first 9 months of 2018-19 compared with the previous year.

The government in its Interim Budget for FY20 has set its fiscal deficit target at 3.4% of GDP for the year. There is a rising need to boost demand and spur economic growth led by the government. This necessitates a certain level of flexibility in fiscal policy while not deviating too much from the path of fiscal consolidation, given that the current budget target provides limited space to stimulate the economy due to higher expenditure towards welfare schemes.

Infrastructure Sector

Infrastructure sector is a key driver for the Indian economy. The sector is responsible for driving India's overall development and enjoys intense focus from Government for initiating policies that would ensure time-bound creation of world class infrastructure in the country. Infrastructure sector includes power, bridges, dams, roads and urban infrastructure development. In 2018, India ranked 44th out of 167 countries in World Bank's Logistics Performance Index (LPI) 2018.

In India, public spending has been the key driver of infrastructure development, which is essential for socioeconomic development of any country. In 2018, infrastructure sector in India witnessed private equity and venture capital investments worth US\$ 1.97 billion. The Government of India has given a massive push to the infrastructure sector by allocating Rs 4.56 Lacs crore (US\$ 63.20 billion) for the sector.

Stone Industry

India is one of the leading countries in the natural stone industry. In India stone quarries are mainly located in the states of in Rajasthan, Madhya Pradesh, Andhra Pradesh and few locations in Gujarat, Orissa, Karnataka, Tamil Nadu, Andaman and Nicobar, although they can also be found in many other places. The stone is obtained from underground by a process of digging, blasting or cutting. This process is known as quarrying and the pit or open excavation from which the stone is obtained is called a Quarry.

Over the past decade, the government has made significant investments in infrastructure and technology that promise to further improve the natural stone industry around the country. Better roads and energy availability mean natural stones will be delivered for export with greater efficiency. Other nations source all sorts of stones from India, from flooring slabs and tombstones, to tiles and landscaping stones for gardens.

Opportunity and Threat

The massive development and investment in the Indian infrastructure industry is attracting both domestic as well as international players. Private sector is emerging as a key player across various infrastructure segments. Total allocation for infrastructure in Budget of 2019-20 stands at ₹ 4.56 Lacs crore (US\$ 63.20 billion).

Demand is expected to increase due to rising standards of living in Tier 2 and 3 cities and Infrastructure boom across the nation. Another aspect that may pose threat to the company is the high availability of substitutes in the market. Also, the seasonal consumption and production patterns hamper the growth of the company to a certain limit

Due to your Company's modern technologies and machinery, the Company is well equipped to gain from the increased demand and meet the market requirements perfectly. Its updated technologies help keep the production process cost effective, in turn making our products affordable.

Segment Wise Performance

Financial results for the year ended 31st March 2019, segment wise are as under:

₹ in Lacs (Consolidated)

Particulars	Stone		Wind Power		Trading		Total	
	2018-19	2017-18	2018-19	2017-18	2018-19	2017-18	2018-19	2017-18
Revenue								
External customers	21,609.75	20,441.41	96.69	74.80	4,284.71	10,894.76	25,991.15	31,410.97
Other Income	1,226.62	622.94	-	-	-	-	12,226.62	622.94
Profit before finance Cost & Tax	3,940.59	3,525.29	(42.26)	(44.23)	50.26	224.95	3,948.59	3,706.01
Finance costs	912.70	1,067.26	-	-	-	-	912.70	1,067.26
Profit/(Loss) Before Tax & Exceptional Item	3,027.89	2,458.03	(42.26)	(44.23)	50.26	224.95	3,035.89	2,638.75
Add: Exceptional Items	-	-	-	-	-	-	-	-
Profit/(Loss) Before Tax	3,027.89	2,458.03	(42.26)	(44.23)	50.26	224.95	3,035.89	2,638.75
Tax Expense	-	-	-	-	-	-	789.82	712.63
Net Profit/(Loss)	-	-	-	-	-	-	2,246.07	1,926.12

During the year under review, the turnover of Stone was substantially increased to ₹ 21,609.75 lacs and the turnover of trading goods was ₹ 4,284.71 lacs.

The Generation of Power depends on flow of wind. However, as a part of its efforts to augment "Green Power", the Company continue to operate Wind Power Plant at Gadag District of Karnataka and at Satara District of Maharashtra with the total installed capacity of 3.625 MW. During the year company generate 2428.43 mwh of electricity and total turnover was ₹ 96.69 lacs.

Financial Ratios

Particulars	2018-19	2017-18
Debtors Turnover	2.36x	2.90x
Inventory Turnover	1.09x	3.36x
Interest Coverage Ratio	2.33x	1.47x
Current Ratio	1.31x	1.44x
Debt Equity Ratio	0.80x	0.69x
Return on Net Worth	8.78%	8.16%
Operating Profit Margin	14.51%	11.57%
Net Profit Margin	8.25%	6.01%

Inventory turnover was impacted due to high COGS in last financial year. Interest coverage ratio experience some improvement from 1.47x in FY18 to 2.33x in FY19. Operating Profit margin increased to 14.51% due to decline in COGS. Net Profit Margin expanded to 8.25% due to lower finance cost despite higher taxes

OVERSEAS SUBSIDIARY

The Company has two foreign subsidiaries, namely Al Rawasi Rock and Aggregates LLC, which is based in UAE and ASI Global Ltd., which is based in Mauritius. Their international presence enables your Company to tap the window of huge volume of industrial, infrastructural, reclamation and other construction work which is currently underway in the Gulf region. The net profit of Al Rawasi Rock and Aggregates Ltd., decreased from 3,066,404 AED in 2017-18 to 1,247,887 AED in 2018-19.

DEVELOPMENT IN HUMAN RESOURCE / INDUSTRIAL RELATIONS

The Company takes immense satisfaction and pride in the knowledge that each of our employees displays excellent commitment, hard work and dedication in all areas of business. The Company has adopted a structured and well managed induction process as well as management development programmes to help upgrade the skillset of its managers. The senior management staff has a system of objective appraisal in place which is based on key result areas. The Company is committed to nurturing, enhancing and retaining its top talent through organizational development. This is an integral part of our Corporate HR function and is a critical pillar to support the organization's growth and sustainability in the long run.

INTERNAL CONTROL SYSTEM AND THEIR ADEQUACY

The Company is equipped with an efficient and smoothly functioning internal control and risk-mitigation system. Its constant assessment and revision based on the new/updated standard operating procedures helps it remain up to date. The internal control system of the company is equivalent to the size, scale and complexities of the operations that it undertakes. The internal and operational audit is entrusted to M/s. L.B.Jha & Co., a firm of Chartered Accountants. The major focus of the internal audit is to review and analyse the controls and business processes along with benchmarking controls with the best methodologies in the industry. The Audit Committee of the Board of Directors actively reviews the adequacy and efficiency of the internal control systems and makes suggestions to strengthen the same. The Company has a robust Management Information System, which is an integral part of the control mechanism. The Audit Committee of the Board of Directors, Statutory Auditors and the Business Heads are periodically apprised for their well-researched internal audit findings and the corrective actions taken or suggested by them. Audit plays an important role in providing assurance to the Board of Directors. Significant audit observations and corrective actions taken band suggested by the management are presented to the Audit Committee of the Board. The Internal Audit function reports to the Chairman of the Company and Audit Committee in order to maintain its independence and objectivity.

Outlook

The base business of the Kotah stone will continue to grow at a steady rate and the government focus towards affordable housing and improvement of infrastructure at various public spaces will aid the process. The Engineered stone business will commence commercial production during the last quarter of this fiscal and hence we will see growth in the revenue from the next fiscal only.

BOARD'S REPORT

Dear Members,

Your Directors are pleased to present the Seventy Third Annual Report on the business and operations of the Company together with the Audited Financial Statements for the year ended 31st March, 2019.

FINANCIAL SUMMARY AND HIGHLIGHTS

A summary of the Company's financial results for the Financial Year 2018-19 is as under:

(₹ In Lacs)

Particulars	Standalone		Consolidated	
	2018-19	2017-18	2018-19	2017-18
Total Revenue	18837.55	24645.15	27217.77	32033.91
EBIDTA	4001.04	3573.53	5539.47	5271.78
PAT	1908.91	1447.55	2246.07	1926.12

PERFORMANCE- STANDALONE

Total revenue was ₹ 18837.55 Lacs for FY 2018-19 as compared to ₹ 24645.15 Lacs for FY 2017-18 a decrease of 23.56%. EBITDA stood at ₹ 4001.04 Lacs as compared to ₹ 3573.53 Lacs during FY 2017-18, an increase of 12%. Net Profit after Tax stood at ₹ 1908.91 Lacs for FY 2018-19, as compared to ₹ 1447.55 Lacs for FY 2017-18 an increase of 32 %.

PERFORMANCE- CONSOLIDATED

Total revenue was ₹ 27217.77 Lacs for FY 2018-19, as compared to ₹ 32033.91 Lacs for FY 2017-18 a decrease of 15%. EBITDA stood at ₹ 5539.47 Lacs as compared to ₹ 5271.78 Lacs during FY 2017-18, an increase of 5.1%. Net Profit after Tax stood at ₹ 2246.07 Lacs for FY 2018-19, as compared to ₹ 1926.12 Lacs for FY 2017-18 an increase of 16.6 %.

WIND POWER

The Company continues to operate at its installed 3.625 MW capacity Wind Power Plant comprising of 1.125 MW capacity at Gadag District of Karnataka and 2.50 MW capacity at Satara District of Maharashtra supplying to Electricity Boards.

ENGINEERED STONE PROJECT

The Company in process to setup a state of the art fully automated 'Engineered Stone' project with an installed capacity of 600,000 square meters per annum with a capital outlay of about ₹ 2000 Million (USD 27.50 Millions) funded from internal accruals and bank borrowings. This diversification into the Engineered Stone business has synergies with existing business and is expected to broad base the company's business mix.

DIVIDEND

The Board, in its meeting held on 22nd May, 2019 has recommend a final dividend of 30% i.e ₹ 0.30 per equity share of Re.1/- each for the financial year 2018-19. The proposal is subject to the approval of shareholders at ensuing Annual General Meeting. The total outflow as dividend declared (excluding dividend tax) is ₹ 248.56 Lacs. (Previous Year outflow was ₹ 248.56 Lacs).

SHARE CAPITAL

The paid up Equity Share Capital as at 31st March, 2019 stood at ₹ 828.55 Lacs. During the year under review, the Company has not issued shares or convertible securities or shares with differential voting rights nor has granted any stock options or sweat equity or warrants.

TRANSFER TO RESERVE

The Board proposed to transfer ₹ 200.00 Lacs to the general reserve on account of declaration of Dividend.

AMALGAMATION

The Company has filed an application with National Company Law Tribunal ("NCLT"), Mumbai Bench for approval of the Scheme of Amalgamation of the Deejay Mining and Exports Private Limited (DMEPL) with the Company in consideration of issue of Equity Shares of the Company to the Shareholders of DMEPL. DMEPL is primarily engaged in the business of mining and processing of Kota Stone. Amalgamation will improve organisational capability arising from the pooling of manufacturing and marketing resources in one entity. Further, amalgamation will eliminate multiple companies resulting into a simplified structure. This will consolidated the effort of management and will enable to closely monitor manufacturing and marketing activities. The approval of NCLT is yet awaited.

FINANCE AND ACCOUNTS

As mandated by the Ministry of Corporate Affairs, the financial statements for the year ended on 31st March, 2019 has been prepared in accordance with the Indian Accounting Standards (IND AS) notified under Section 133 of the Companies Act, 2013 (hereinafter referred to as "the Act") read with the Companies (Accounts) Rules, 2014 as amended from time to time. The estimates and judgements relating to the Financial Statements are made on a prudent basis, so as to reflect in a true and fair manner, the form and substance of transactions and reasonably present the Company's state of affairs, profits and cash flows for the year ended 31st March, 2019. The Notes to the Financial Statements adequately cover the standalone and consolidated Audited Statements and form an integral part of this Report.

During the year under review, the Rating agencies CRISIL maintained the “BBB+ rating of the Company’s long term borrowings and A2 rating for the Company’s short term borrowings.

PERFORMANCE OF SUBSIDIARIES

The Company has foreign subsidiaries viz: ASI Global Limited, Mauritius and Al Rawasi Rock & Aggregate LLC, Fujairah, UAE.

Your directors draw attention of the members to the Note No. 42 of Consolidated Financial Statements which set out salient features of Financial Statement of Subsidiary Companies.

MATERIAL SUBSIDIARY

Al Rawasi Rock Aggregate LLC became a material subsidiary of the Company on the basis of 31st March, 2019 thresholds laid down under the Listing Regulations as amended. The Board of Directors of the Company has approved a Policy for determining material subsidiaries which is in line with the Listing Regulations as amended from time to time. The Policy was revised effective from April 1, 2019 in line with the amendments made to the Listing Regulations. The Policy has been uploaded on the Company’s website at <http://www.asigroup.co.in>

CONSOLIDATED FINANCIAL STATEMENT

The Consolidated Financial Statements of the Company are prepared in accordance with relevant Indian Accounting Standards issued by the Institute of Chartered Accountants of India and forms an integral part of this Report.

Pursuant to Section 129(3) of the Act read with Rule 5 of the Companies (Accounts) Rules, 2014, a statement containing salient features of the financial statements of Subsidiaries is given in Form AOC-1 which forms an integral part of this Report.

MANAGEMENT DISCUSSION AND ANALYSIS REPORT

The Management Discussion and Analysis Report on the operations of the Company, as required under the SEBI (Listing Obligations and Disclosure Requirements) Regulations, 2015 (hereinafter referred to as “Listing Regulations”) is provided in a separate section and forms an integral part of this Report.

CORPORATE GOVERNANCE

As per Regulation 34(3) read with Schedule V of the Listing Regulations, a separate section on corporate governance practices followed by the Company, together with a certificate from the Company’s Auditors confirming compliance forms an integral part of this Report.

EXTRACT OF ANNUAL RETURN

The details forming part of the extract of the Annual Return in Form MGT-9, as required under Section 92 of the Act, is attached as **Annexure ‘A’** which forms an integral part of this Report and is also available on the Company’s website viz. <http://www.asigroup.co.in>

DIRECTORS

In accordance with the provisions of Section 152 of the Act and the Company’s Articles of Association, Mrs. Anita Jatia, Director retires by rotation at the forthcoming Annual General Meeting and, being eligible offers herself for re-appointment. The Board recommends her re-appointment for the consideration of the Members of the Company at the forthcoming Annual General Meeting. Brief profile of Mrs. Anita Jatia has been given in the Notice convening the Annual General Meeting.

During the year under review, the Company through postal ballot resolution has re-appointed Mr. Sanjay Seksaria and Mr. Anshul Sonawala as an Independent Director on the Board of Directors of the Company in accordance with Section 149 and 152 of the Act, with effect from 1st April, 2019 to hold office for a term of 5 (five) consecutive years.

All Independent Directors of the Company have given declarations that they meet the criteria of independence as laid down under Section 149(6) of the Act and Regulation 16(1) (b) of the Listing Regulations. In the opinion of the Board, the Independent Directors, fulfil the conditions of independence specified in Section 149(6) of the Act and Regulation 16(1) (b) of the Listing Regulations. The Independent Directors have also confirmed that they have complied with the Company’s Code of Business Conduct & Ethics.

NUMBER OF MEETINGS OF THE BOARD

The details of the number of meetings of the Board held during the Financial Year 2018-19 forms part of the Corporate Governance Report.

KEY MANAGERIAL PERSONNEL

Mr. Deepak Jatia, Chairman and Managing Director, Mr. S.R. Soni, Chief Executive officer, Mr. Pavan Soni, Chief Financial Officer and Mr. Manoj Jain, Company Secretary and Compliance Officer are the Key Managerial Personnel of the Company. During the year under review, no person were appointed/ceased as Key Managerial Personnel of the Company.

COMMITTEES OF THE BOARD

The Board of Directors have Audit Committee, Nomination and Remuneration Committee, Stakeholders’ Relationship Committee and Corporate Social Responsibility Committee.

The details of the Committees along with their composition, number of meetings and attendance at the meetings are provided in the Corporate Governance Report.

BOARD EVALUATION

Pursuant to the provisions of the Act and the Listing Regulations, a structured questionnaire was prepared after taking into consideration the various aspects of the Board’s functioning, composition of the Board and its Committees, culture, execution and performance of specific duties, obligations and governance.

The performance evaluation of the Directors was completed during the year under review. The performance evaluation of the Chairman and the Non-Independent Directors was carried out by the Independent Directors and Non-Executive Director. The Board of Directors expressed their satisfaction with the evaluation process.

PARTICULARS OF LOANS, GUARANTEES OR INVESTMENTS BY THE COMPANY

Details of Loans, Guarantees and Investments covered under the provisions of Section 186 of the Act are given in the notes to Financial Statements forming a part of this Annual Report.

VIGIL MECHANISM / WHISTLE BLOWER POLICY

The Company has a Whistle Blower Policy to report genuine concerns or grievances and to provide adequate safeguards against victimization of persons who may use such mechanism. The Whistle Blower Policy has been posted on the website of the Company at <http://www.asigroup.co.in>

NOMINATION, REMUNERATION AND BOARD DIVERSITY POLICY

The Board of Directors has framed a policy which lays down a framework in relation to remuneration of Directors, Key Managerial Personnel and Senior Management of the Company. The Policy broadly lays down the guiding principles, philosophy and the basis for payment of remuneration to Executive and Non-executive Directors (by way of sitting fees and commission), Key Managerial Personnel, Senior Management and other employees. The policy also provides the criteria for determining qualifications, positive attributes and Independence of Director and criteria for appointment of Key Managerial Personnel / Senior Management and performance evaluation which are considered by the Nomination and Remuneration Committee and the Board of Directors while making selection of the candidates. The above policy has been posted on the website of the Company at <http://www.asigroup.co.in>

RELATED PARTY TRANSACTIONS

All transactions entered with Related Parties for the year under review were on arm's length basis and thus a disclosure in Form AOC-2 in terms of Section 134 of the Act is not required. Further, there are no material related party transactions during the year under review with the Promoters, Directors or Key Managerial Personnel. All related party transactions are mentioned in the notes to the accounts. The Company has developed a framework through Standard Operating Procedures for the purpose of identification and monitoring of such Related Party Transactions.

All Related Party Transactions are placed before the Audit Committee for approval. Omnibus approval was obtained on a yearly basis for transactions which are of repetitive nature and a statement giving details of all Related Party Transactions are placed before the Audit Committee and the Board for review and approval on a quarterly basis.

The Policy on Related Party Transactions as approved by the Board of Directors has been uploaded on the website of the Company and can be seen at the link <http://www.asigroup.co.in>. None of the Directors has any pecuniary relationship or transactions vis-à-vis the Company except remuneration and sitting fees.

SIGNIFICANT AND MATERIAL ORDERS PASSED BY THE REGULATORS OR COURTS

No significant and material order has been passed by the regulators, courts, tribunals impacting the going concern status and Company's operations in future.

DIRECTORS' RESPONSIBILITY STATEMENT

As stipulated in Section 134(5) of the Companies Act, 2013, your Directors subscribe to the "Directors' Responsibility Statement" and the Board of Directors of the Company confirm that:

- in the preparation of the annual accounts for the year ended 31st March, 2019, the applicable accounting standards have been followed along with proper explanation relating to material departures;
- the Directors have selected such accounting policies and applied them consistently and made judgements and estimates that are reasonable and prudent so as to give a true and fair view of the state of affairs of the Company as at 31st March, 2019 and of the profit or loss of the Company for the year ended on that date;
- the Directors have taken proper and sufficient care for the maintenance of adequate accounting records in accordance with the provisions of the Companies Act, 2013 for safeguarding the assets of the Company and for preventing and detecting fraud and other irregularities;
- the Directors have prepared annual accounts on a 'going concern' basis;
- the Directors have laid down internal financial controls to be followed by the Company and that such internal financial controls are adequate and are operating effectively; and
- the Directors have devised proper systems to ensure compliance with the provisions of all applicable laws and that such systems were adequate and operating effectively.

AUDITORS

(a) STATUTORY AUDITOR

M/s S.C.Bandi & Co., Chartered Accountants (FRN-130850W) was appointed as Statutory Auditor of the Company for a period of five consecutive years at the Annual General Meeting (AGM) of the Members held on 22nd September, 2017 on a remuneration mutually agreed upon by the Board of Directors and the Statutory Auditors.

There is no audit qualification, reservation or adverse remark for the year under review.

(b) COST AUDITORS

As per the requirement of the Central Government and pursuant to Section 148 of the Companies Act, 2013 read with Companies (Cost Records and Audit) Rules, 2014 as amended from time to time, your Company has been carrying out audit of cost records. Accordingly, M/s. N.D. Birla & Co., a firm of Cost Accountants in practice was appointed to undertake the cost audit for the financial year ended 31st March, 2019. The Company has maintained Cost Record as specified by the Central Government under sub section (1) of Section 148 of the Companies Act, 2013.

Further, the Board of Directors, on the recommendation of the Audit Committee, have appointed M/s. N.D. Birla & Co., a firm of Cost Accountants to undertake the audit of cost records of the Company for the financial year ended 31st March, 2020.

(c) SECRETARIAL AUDITORS

As required under Section 204 of the Companies Act, 2013 read with Companies (Appointment and Remuneration of Managerial Personnel) Rules, 2014, the Board has appointed M/s. GMJ & Associates, Company Secretaries, as Secretarial Auditor of the Company in relation to the financial year 2019-20. The Company has received their consent for such appointment. The Secretarial Audit Report for the year 2018-19 is attached as **Annexure-‘B’**

There is no secretarial audit qualification for the year under review.

INTERNAL FINANCIAL CONTROL SYSTEMS AND THEIR ADEQUACY

Your Company has an effective internal control and risk-mitigation system, which are constantly assessed and strengthened with new/revised standard operating procedures. The Company's internal control system is commensurate with its size, scale and complexities of its operations. The internal and operational audit is entrusted to M/s L.B.Jha & Co Chartered Accountants, a firm of Chartered Accountants. The main thrust of internal audit is to test and review controls, appraisal of risks and business processes, besides benchmarking controls with best practices in the industry.

The Audit Committee of the Board of Directors actively reviews the adequacy and effectiveness of the internal control systems and suggests improvements to strengthen the same. The Company has a robust Management Information System, which is an integral part of the control mechanism.

REPORTING OF FRAUD

There was no instance of fraud during the year under review, which required the Statutory Auditors to report to the Audit Committee and / or Board under Section 143(12) of the Act and Rules framed thereunder.

RISK MANAGEMENT

Your Company recognizes that risk is an integral part of business and is committed to managing the risks in a proactive and efficient manner. Your Company periodically assesses risks in the internal and external environment, along with the cost of treating risks and incorporates risk management plans in its strategy, business and operational plans.

Your Company, through its risk management process, strive to contain impact and likelihood of the risks within the risk appetite as agreed from time to time with the Board of Directors.

There are no risks which in the opinion of the Board threaten the existence of your Company. However, some of the risks which may pose challenges are set out in the Management Discussion and Analysis which forms part of this Report.

CORPORATE SOCIAL RESPONSIBILITY (CSR)

As per provision of Section 135 read with Schedule VII of the Companies Act, 2013 along with the Companies (Corporate Social Responsibility Policy) Rules, 2014 and any other statutory amendment or modification thereof and the Company's CSR Policy in respect of Corporate Social Responsibility activity, a separate Report on CSR activities is attached as **Annexure ‘C’** to this Report. The CSR Policy has been posted on the website of the Company at <http://www.asigroup.co.in> also refer Note No. 28(b) notes to accounts of standalone financial statement for CSR Expenditure.

ENVIRONMENT, HEALTH AND SAFETY

The Company is conscious of the importance of environmentally clean and safe operations. The Company's policy requires conduct of operations in such a manner so as to ensure safety of all concerned, compliances of environmental regulations and preservation of natural resources.

In order to comply with provisions of the Sexual Harassment of Women at Workplace (Prevention, Prohibition and Redressal) Act, 2013 and Rules framed thereunder, the Company has formulated and implemented a policy on prevention, prohibition and redressal of complaints related to sexual harassment of women at the workplace. All women employees either permanent, temporary or contractual are covered under the above policy. The said policy has been uploaded on the internal portal of the Company for information of all employees. An Internal Complaint Committee (ICC) has been set up in compliance with the said Act. During the year under review, no complaints pertaining to sexual harassment of women employees were reported to the Company.

HUMAN RESOURCES AND INDUSTRIAL RELATIONS

The Company takes pride in the commitment, competence and dedication of its employees in all areas of the business. The Company has a structured induction process at all locations objective appraisal systems based on Key Result Areas (KRAs) are in place for senior management staff.

INVESTORS EDUCATION AND PROTECTION FUND (IEPF)

Pursuant to the applicable provisions of the Companies Act, 2013, read with IEPF Authority (Accounting, Audit, Transfer and Refund) Rules, 2016, all unpaid and unclaimed dividends are required to be transferred by the Company to IEPF established by the Central Government, after the completion of seven years. Further, according to the rules, the shares in respect of which dividend has not been paid or claimed by the shareholders for seven consecutive years or more shall also be transferred to the demat account created by the IEPF Authority, accordingly the Company has transferred unclaimed and unpaid dividend. Further, the corresponding shares were also transferred to the IEPF Authority as per the requirements of IEPF Rules, details of which are provided on Company's website at <http://www.asigroup.co.in>.

STATUTORY INFORMATION AND OTHER DISCLOSURES

The information on conservation of energy, technology absorption and foreign exchange earnings and outgo pursuant to Section 134(3)(m) of the Act, read with the Rule 8(3) of the Companies (Accounts) Rules, 2014 is attached as **Annexure 'D'** and forms an integral part of this Report.

The Disclosure required under Section 197(12) of the Act read with the Rule 5(1) of the Companies (Appointment and Remuneration of Managerial Personnel) Rules, 2014, is attached as **Annexure 'E'** and forms an integral part of this Report.

A statement comprising the names of top 10 employees in terms of remuneration drawn and every persons employed throughout the year, who were in receipt of remuneration in terms of Rule 5(2) of the Companies (Appointment and Remuneration of Managerial Personnel) Rules, 2014 is annexed as **Annexure 'E'** and forms an integral part of this annual report.

In terms of Section 197(12) of the Companies Act, 2013 read with Rule 5(2) of the Companies (Appointment and Remuneration of Managerial Personnel) Rules, 2014, the statement showing the name of the employees drawing remuneration in excess of the limit specified in the Rules are not applicable on the Company

as during the period, no employee of the Company was drawing salary in excess of the that drawn by the Managing Director or Whole Time Director or Manager.

The Company has not accepted any deposits, within the meaning of Section 73 of the Act, read with the Companies (Acceptance of Deposits) Rules, 2014.

The Company has complied with the applicable Secretarial Standards issued by the Institute of Company Secretaries of India.

CAUTIONARY STATEMENT

Statements in this Directors' Report and Management Discussion and Analysis Report describing the Company's objectives, projections, estimates, expectations or predictions may be "forward-looking statements" within the meaning of applicable securities laws and regulations. Actual results could differ materially from those expressed or implied. Important factors that could make difference to the Company's operations include raw material availability and its prices, cyclical demand and pricing in the Company's principal markets, changes in Government regulations, Tax regimes, economic developments within India and the countries in which the Company conducts business and other ancillary factor.

ACKNOWLEDGEMENT

Your Directors wish to place on record their appreciation, for the contribution made by the employees at all levels but for whose hard work, and support, your Company's achievements would not have been possible. Your Directors also wish to thank its customers, dealers, agents, suppliers, investors and bankers for their continued support and faith reposed in the Company.

On behalf of the Board of Directors

**Place: Mumbai
Date: 22nd May, 2019**

**Deepak Jatia
Chairman & Managing Director
DIN: 01068689**

ANNEXURE "A"

Form MGT-9

EXTRACT FROM ANNUAL RETURN

As on the financial year ended 31st March, 2019

(Pursuant to section 92(3) of the Companies Act, 2013 Rule 12(1) of the Companies (Management and Administration) Rules, 2014]

I. REGISTRATION AND OTHER DETAILS

i)	CIN	L14101MH1945PLC256122
ii)	Registration Date	17.01.1945
iii)	Name of the Company	ASI Industries Limited
iv)	Category and Sub-category of the Company`	Limited by Share/Public Limited
v)	Registered Office and Contact Details	Marathon Innova, A wing, 7th Floor, off. G.K.Marg, Lower Parel Mumbai-400013, Maharashtra, India
vi)	Whether Listed or Not	Listed (BSE Limited)
vii)	Name of Register and Transfer Agent	Link Intime India Private Limited
viii)	Address	C-101,247 Park, L.B.S.Marg,Vikhroli (West) , Mumbai-400083.
ix)	Contact Details	Phone: 022-4918 6000, Fax: 022-4918 6060

II. PRINCIPLE BUSINESS AND ACTIVITIES OF THE COMPANY

All the business activities contributing 10% or more of the total turnover (consolidated) of the Company shall be stated.

SN	Name and Description of main Products/Services	NIC Code of the Product/Service	% to total turnover of the company
1	Kota Stone	08103	76
2	Steel and Allied Product	46620	24

III. PARTICULARS OF HOLDING, SUBSIDIARY AND ASSOCIATE COMPANIES

SN	Name & Address of Company	CIN/GLN	Holding/ Subsidiary/ Associate	% of Share Held	Applicable Section
1	ASI Global Limited, Mauritius Office No. 113, 2nd Floor, Medine Mews, Chaussee Street, Mauritius	NA	Subsidiary	100	2(87)
2	Al Rawasi Rock & Aggregate LLC, UAE Post Box No. 2313, Fajairah, UAE	NA	Subsidiary	100#	2(87)

The Company's wholly owned subsidiary ASI Global Limited, Mauritius holds 99% shares (51% shares held by nominee as required by local law for beneficial interest of the Company) in Al Rawasi Rock & Aggregate LLC. UAE (RRA), having Limestone Quarry at Fujairah, UAE. The Company also holds 1% share in RRA accordingly RRA is also a Wholly Owned Subsidiary of the Company.

IV. SHAREHOLDING PATTERN (Equity Share Capital Breakup as percentage of Total Equity)

i. Category wise shareholding

SN	Category of Shareholders	No of share held on 01.04.2018				No of share held on 31.03.2019				% Change during the year
		Demat	Physical	Total	%	Demat	Physical	Total	%	
A	Promoter and Group									
1	Indian									
a	Individual/HUF	3395898	---	3395898	4.10	3419825	---	3419825	4.13	0.03
b	Central Government									---
c	State Government(s)									---
d	Bodies Corporate	54936224	---	54936224	66.30	54936224	---	54936224	66.30	---
e	Bank/FI									---
f	Any other									---
	Sub Total (A) (1):-	58332122	---	58332122	70.40	58356049	---	58356049	70.43	0.03
2	Foreign									
a	NRI-Individuals									
b	Other-Individuals									
c	Bodies Corporates									

SN	Category of Shareholders	No of share held on 01.04.2018				No of share held on 31.03.2019				% Change during the year
		Demat	Physical	Total	%	Demat	Physical	Total	%	
d	Banks/FI									
e	Any other									
f	NRI-Individuals									
	Sub Total (A) (2):-	58332122	---	58332122	70.40	58356049	---	58356049	70.43	0.03
	Total Shareholding of Promoter (A) = (A) (1)+(A)(2)									
B	Public Shareholding									
1	Institutions									
a	Mutual Funds									
b	Banks/FI									
c	Central Government									
d	State Government(s)									
e	Venture Capital Funds									
f	Insurance Companies									
g	FIIS									
h	Foreign Venture Capital Funds									
i	IEPF	496890	---	496890	0.60	---	---	723963	0.87	0.27
	Sub Total (B) (1):-	496890	---	496890	0.60	723963	---	723963	0.87	0.27
2	Non- Institutional									
a	Non-Institutions									
b	Bodies Corporate	4468587		4468587	5.39	4305954		4305954	5.20	(0.29)
c	Individuals									
e	Individual Shareholders holding nominal share capital upto ₹ 2 Lacs	10720252	2734414	13484666	16.28	11660888	1917071	13577959	16.39	0.11
f	Individual Shareholders holding nominal share capital in excess of ₹2 lacs	2400505	1326699	3727204	4.50	2212425	1326699	3539124	4.27	(0.23)
g	Other (Specify)									
i	HUF	922124	---	922124	1.11	1036594	---	1036594	1.25	0.14
ii	NRI (rep)	483787	---	483787	0.58	454306	---	454306	0.55	(0.03)
iii	NRI (non-rep)	703176	4150	707326	0.85	766030	---	766030	0.92	0.07
iv	Clearing Member	231021	---	231021	0.28	89484	---	89484	0.11	0.16
v	Trust	---	---	---	---	4264	---	4264	0.01	0.01
vi	Director (other than promoter)	936	---	936	--	936	---	936	---	---
	Sub - Total (B) (2):-	19729367	4065263	24025651	29.00	20530881	3243770	23774651	28.69	(0.30)
	Total Public Shareholding (B)=(B)(1)+B(2)	20226257	4065263	24522451	26.60	21254844	3243770	24498614	29.57	(0.30)
	Grand Total (A+B+C)	78558379	4065263	82854663	100	79610893	3243770	82854663	100	

ii. Shareholding of Promoters:

SN	Name of Shareholders	No of share held on 01.04.2018			Transaction during The Year		Cumulative shareholding on 31.03.2019			% Change during the year
		No. of Shares	% of total shares of the company	% of Shares Pledged/ encumbered to total share	Date of Transaction	No of Share	No. of Shares	% of total shares of the company	% of Shares Pledged/ encumbered to total share	
1	Deepak Jatia	1408512	1.70	---	---	---	1408512	1.70	---	---
	At the end of Year						1408512	1.70	---	---
2	Deepak Jatia (HUF)	776387	0.94	---	---	---	776387	0.94	---	---
	At the end of Year						776387	0.94	---	---
3	Tushya Jatia	134237	0.16	---	---	---	134237	0.16	---	---
	Purchase				02.04.18	7712	141949	0.17	---	0.01
	Purchase				03.04.18	900	142849	0.17	---	---

SN	Name of Shareholders	No of share held on 01.04.2018			Transaction during The Year		Cumulative shareholding on 31.03.2019			% Change during the year
		No. of Shares	% of total shares of the company	% of Shares Pledged/ encumbered to total share	Date of Transaction	No of Share	No. of Shares	% of total shares of the company	% of Shares Pledged/ encumbered to total share	
	Purchase				07.12.18	15315	158164	0.19	---	0.02
	At the end of Year						158164	0.09	---	0.03
4	Anita Jatia	961762	1.16	---	---	---	961762	1.16	---	---
	At the end of Year						961762	1.16	---	---
5	Purna Agarwal	115000	0.14	---	---	---	115000	0.14	---	---
	At the end of Year						115000	0.14	---	---
6	Deejay Mining & Export Pvt Ltd	40714762	49.14	---	---	---	40714762	49.14	---	---
	At the end of Year						40714762	49.14	---	---
7	Stone Masters (India) Pvt Ltd	14221462	17.16	---	---	---	14221462	17.16	---	---
	At the end of Year						14221462	17.16	---	---
	Total	58332122	70.40	---	---	23927	58356049	70.43	---	0.03

iii. Change in the Promoters holding during the FY 2018-19-Mr. Tushya Jatia acquired shares from open market.

iv. Shareholding Pattern of top ten Shareholders (Other than Directors, Promoters and Holder of SDR and ADRs):

SN	Name of Shareholders	No of share held on 01.04.2018		Transaction during The Year		Cumulative shareholding on 31.03.2019	
		No. of Shares	% of total shares of the company	Date of Transaction	No of Share	No. of Shares	% of total shares of the company
1	Halan Properties Pvt Ltd.	3812500	4.60	---	---	3812500	4.60
	At the end of Year					3812500	4.60
2	Mita Deepak Shah	862500	1.04	---	---	862500	1.04
	Purchase			27.07.18	17500	880000	1.06
	At the end of Year					880000	1.06
3	Satjit Singh	858075	1.04	---	---	858075	1.04
	At the end of Year					858075	1.04
4	Subramanian P	844900	1.02	---	---	844900	1.02
	At the end of Year					844900	1.02
5	Saravjeet Singh Anand	256525	0.31	---	---	256525	0.31
	At the end of Year					256525	0.31
6	Gurnam Singh Anand	252337	0.30	---	---	252337	0.30
	At the end of Year					252337	0.30
7	Nitin Tondon	231000	0.28	---	---	231000	0.28
	At the end of Year					231000	0.28
8	Agia Kaur Anand	216287	0.28	---	---	216287	0.28
	At the end of Year					216287	0.28
9	Abhay Ratnaker Kantik	205580	0.28	---	---	205580	0.28
	Sale			15.03.19	5435	200145	0.24
	Sale			29.03.19	1500	198645	0.23
	At the end of Year					198645	0.23
10	Bijal Suresh Dalal	193750	0.23	---	---	193750	0.23
	At the end of Year					193750	0.23

v. Shareholding of Directors and Key Managerial Personnel

SN	Name of the Shareholders	Shareholding at the Beginning of the year		Shareholding at the end of the year	
		No of Shares	% of total shareholding of Company	No of Shares	% of total shareholding of Company
1	Deepak Jatia	1408512	1.70	1408512	1.70
2	Anita Jatia	134237	0.16	158164	0.19
3	Tushya Jatia	961762	1.16	961762	1.16

SN	Name of the Shareholders	Shareholding at the Beginning of the year		Shareholding at the end of the year	
		No of Shares	% of total shareholding of Company	No of Shares	% of total shareholding of Company
4	Gaurang Gandhi	---	---	---	---
5	Anshul Sonawala	---	---	---	---
6	Sanjay Seksaria	936	0.00	936	0.00
7	S.R.Soni	---	---	---	---
8	Pavan Soni	---	---	---	---
9	Manoj Jain	---	---	---	---

V. INDEBTEDNESS

Indebtedness of the Company including interest outstanding/accrued but not due for payment: (₹ In Lacs)

Particulars	Secured Loan excluding deposits	Unsecured Loans	Deposit	Total Indebtedness
Indebtedness at the beginning of the Financial Year				
i. Principle amount	11928.37	-	-	11928.37
ii. Interest due but not paid	-	-	-	-
iii. Interest accrued but not due	35.30	-	-	35.30
Total (i+ii+iii)	11963.67	-	-	11963.37
Change in Indebtedness during the Financial Year				
Addition	6745.85	336.35		7082.20
Reduction	2910.49	336.35		3246.84
Net Changes	3835.36	-	-	3835.36
Indebtedness at the end of the Financial Year				
i. Principle amount	15764.45	-	-	15764.45
ii. Interest due but not paid	-	-	-	-
iii. Interest accrued but not due	34.58	-	-	34.58
Total (i+ii+iii)	15799.03	-	-	15799.03

VI. REMUNERATION OF DIRECTORS AND KEY MANAGERIAL PERSONNEL

a. Remuneration to Managing Director/Whole Time Director/Manager

(₹ in Lacs)

SN	Particular of Remuneration	Deepak Jatia	Anita Jatia	Tushya Jatia	Total Amount
		Managing Director	Executive Director	Executive Director	
1	Gross Salary				
a	Salary as per provisions contained in Section 17(1) of the Income Tax Act, 1961	180.00	51.00	120.00	351.00
b	Value of perquisites u/s. 17(2) of the Income-Tax Act, 1961	29.89	---	18.00	47.89
c	Profits in lieu of salary under section 17(3) of the Income-Tax Act, 1961				
d	Stock Option				
e	Sweat Equity				
f	Commission				
g	Any other, Specify				
	Total	209.89	51.00	138.00	398.89

b. Remuneration to other Director:

SN	Particular of Remuneration	Gaurang Gandhi	Anshul Sonawala	Sanjay Seksaria	Total Amount
		Independent	Independent	Independent	
1	Sitting fee to Independent Director to attend the Board Meeting	0.08	0.10	0.10	0.28
2	Commission	---	---	---	---
3	Any other, Specify				
	Total-A	0.08	0.10	0.10	0.28

SN	Particular of Remuneration	Gaurang Gandhi	Anshul Sonawala	Sanjay Seksaria	Total Amount
		Independent	Independent	Independent	
4	Sitting fee to other NED to attend the Board Meeting	---	---	---	---
5	Commission				
6	Any other, Specify				
	Total-B	---	---	---	---
	Total A+B	0.08	0.10	0.10	0.28

c. **Remuneration to Key Managerial Person other than Managing and Whole Time Director:**

SN	Particular of Remuneration	S.R.Soni	Pavan Soni	Manoj Jain	Total Amount
		CEO	CFO	CS	
1	Gross Salary				
a	Salary as per provisions contained in Section 17(1) of the Income Tax Act, 1961	14.64	18.51	15.96	49.12
b	Value of perquisites u/s. 17(2) of the Income-Tax Act, 1961	1.10	0.92	0.61	2.63
c	Profits in lieu of salary under section 17(3) of the Income-Tax Act, 1961	---	---	---	---
2	Stock Option				
3	Sweat Equity				
4	Commission				
5	Any other, Specify				
	Total	15.75	19.43	16.57	51.75

VII. **PENALTIES/PUNISHMENT/COMPOUNDING OF OFFENCES:-**

Company /Director or any other officer of the Company

Type of Penalty	Section of the Companies Act	Brief Description	Details of Penalty/ Punishment / Compounding fees imposed	Authority (RD/NCLT/ COURT)	Appeal made, if any (give Details)
Penalty			Not Applicable		
Punishment					
Compounding					

On Behalf of Board of Director of
ASI Industries Limited

Deepak Jatia
Chairman & Managing Director
DIN: 01068689

Date: 22nd May, 2019
Place: Mumbai

FORM NO. MR-3
SECRETARIAL AUDIT REPORT

FOR THE FINANCIAL YEAR ENDED 31ST March, 2019

(Pursuant to Section 204(1) of the Companies Act, 2013 and Rule No.9 of the Companies (Appointment and Remuneration Personnel) Rules, 2014)

To,
The Members,
ASI Industries Limited
Marathon Innova, A wing, 7th Floor,
Off Ganpatrao Kadam Marg,
Lower Parel,
Mumbai – 400 013

We have conducted the Secretarial Audit of the compliance of applicable statutory provisions and the adherence to good corporate practices by ASI Industries Limited (hereinafter called “the Company”). Secretarial Audit was conducted in a manner that provided us a reasonable basis for evaluating the corporate conducts/statutory compliances and expressing our opinion thereon.

Based on our verification of the Company’s books, papers, minute books, forms and returns filed and other records maintained by the Company and also the information provided by the Company, its officers, agents and authorized representatives during the conduct of Secretarial Audit, we hereby report that in our opinion, the Company has, during the audit period covering the financial year ended on 31st March, 2019 complied with the statutory provisions of the applicable Acts listed hereunder and also that the Company has proper Board-processes and compliance-mechanism in place to the extent, in the manner and subject to the reporting made hereinafter:

We have examined the books, papers, minute books, forms and returns filed and other records maintained by the company for the financial year ended on 31st March, 2019 according to the provisions of:

- i. The Companies Act, 2013 (the Act) and the rules made thereunder;
- ii. The Securities Contracts (Regulation) Act, 1956 ('SCRA') and the rules made thereunder;
- iii. The Depositories Act, 1996 and the Regulations and Bye-laws framed thereunder;
- iv. Foreign Exchange Management Act, 1999 and the rules and regulations made thereunder to the extent of Foreign Direct Investment, Overseas Direct Investment and External Commercial Borrowings;
- v. The following Regulations and Guidelines prescribed under the Securities and Exchange Board of India Act, 1992 ('SEBI Act') viz:-
 - a) The Securities and Exchange Board of India (Substantial Acquisition of Shares and Takeovers) Regulations, 2011.
 - b) The Securities and Exchange Board of India (Prohibition of Insider Trading) Regulations, 2015.
 - c) The Securities and Exchange Board of India (Listing Obligations and Disclosure Requirements) Regulations, 2015.
 - d) The Securities and Exchange Board of India (Registrars to an Issue and Share Transfer Agents) Regulations, 1993 regarding the Companies Act and dealing with client.
 - e) The Securities and Exchange Board of India (Issue of Capital and Disclosure Requirements) Regulations, 2009; **[Not applicable during the period of audit]**.
 - f) The Securities and Exchange Board of India (Employee Stock Option Scheme and Employee Stock Purchase Scheme) Guidelines, 1999 and SEBI (Share based Employee Benefits) Regulations, 2014; **[Not applicable during the period of audit]**.
 - g) The Securities and Exchange Board of India (Issue and Listing of Debt Securities) Regulations, 2008; **[Not applicable during the period of audit]**.
 - h) The Securities and Exchange Board of India (Delisting of Equity Shares) Regulations, 2009; **[Not applicable during the period of audit]**.
 - i) The Securities and Exchange Board of India (Buyback of Securities) Regulations, 1998; **[Not applicable during the period of audit]**.

vi. Other laws applicable specifically to the Company namely:

- a) The Mines Act, 1952.
- b) The Explosive Act, 1884.
- c) The Noise Pollution (Regulation and Control) Rules, 2000.
- d) The Environment (Protection) Act, 1986.
- e) The Water (Prevention and Control of Pollution) Act, 1974.
- f) The Air (Prevention & Control) of Pollution Act, 1981.
- g) Mineral Conservation & Development Rules, 1988.
- h) Labour Laws and other incidental laws related to labour and employees appointed by the Company either on its payroll or on contractual basis as related to wages, gratuity, provident fund, ESIC, compensation etc.

We have also examined compliance with the applicable clauses of the following:

- a) Secretarial Standards issued by The Institute of Company Secretaries of India;
- b) The Listing Agreement entered into by the Company with BSE Limited read with the Securities and Exchange Board of India (Listing Obligations and Disclosure Requirements) Regulations, 2015.

During the period under review, the Company has complied with the provisions of the Act, Rules, Regulations, Guidelines, Standards, etc. mentioned above.

We further report that -

The Board of Directors of the Company is duly constituted with proper balance of Executive Directors, Non-Executive Directors and Independent Directors. There were no changes in the composition of the Board of Directors that took place during the period under review.

Adequate notice is given to all Directors to schedule the Board Meetings, Board Committee Meetings, agenda and detailed notes on agenda items were sent well in advance and a system exists for seeking and obtaining further information and clarifications on the agenda items before the meeting and for meaningful participation at the meeting. As per the minutes of the meetings duly recorded and signed by the Chairman, the decisions of the Board were unanimous and no dissenting views have been recorded.

We further report that based on the information provided and the representation made by the Chief Financial Officer/Company Secretary, taken on record by the Board of Directors of the Company, in our opinion, adequate systems and processes in the Company commensurate with the size and operations of the Company to monitor and ensure compliance with applicable laws, rules, regulations and guidelines.

We further report that during the period under report, the Company had following events which had bearing on the Company's affairs in pursuance of the above referred laws, rules, regulations, guidelines, etc. referred to above:

- a) Subject to the requisite approvals of SEBI and BSE Limited, the Company has filed an application with National Company Law Tribunal ("NCLT"), Mumbai Bench for approval of the Scheme of Amalgamation of the Company with Deejay Mining and Exports Private Limited (DMEPL) in consideration of issue of Equity Shares of the Company to the Shareholders of DMEPL. DMEPL is primarily engaged in the business of mining and processing of Kota Stone. The approval of NCLT is yet awaited.
- b) The Company is diversifying into an 'Engineered Stone' project with an installed capacity of 600,000 square meters per annum with a capital outlay of about ₹ 2000 Million (USD 27.50 Million) funded from internal accruals and bank borrowings. The diversification into the Engineered Stone business has synergies with existing business and is expected to broad base the company's business mix.

**For GMJ & ASSOCIATES
Company Secretaries**

Sd/-
[CS PRABHAT MAHESHWARI]
PARTNER
FCS No. : 2405
OP No. : 1432

PLACE: MUMBAI

DATE: 22nd May, 2019

Note: This report is to be read with our letter of even date which is annexed as Annexure I and forms an integral part of this report

To,
The Members,
ASI Industries Limited
Marathon Innova, A wing, 7th Floor,
Off Ganpatrao Kadam Marg,
Lower Parel,
Mumbai – 400 013

Our report of even date is to be read along with this letter:

1. Maintenance of secretarial records is the responsibility of management of the Company. Our responsibility is to express an opinion on these secretarial records based on our audit.
2. We have followed the audit practices and processes as were appropriate to obtain reasonable assurance about the correctness of the contents of the Secretarial records. The verification was done on test basis to ensure that correct facts are reflected in secretarial records. We believe that the processes and practices, we followed provide a reasonable basis for our opinion.
3. We have not verified the correctness and appropriateness of financial records and books of accounts of the Company.
4. Wherever required, we have obtained the Management Representation about the compliance of laws, rules and regulations and happening of events, etc.
5. The compliance of the provisions of corporate and other applicable laws, rules and regulations, standards is the responsibility of the management. Our examination was limited to the verification of procedures on test basis.
6. The Secretarial Audit Report is neither an assurance as to the future viability of the Company nor of the efficacy or effectiveness with which the management has conducted the affairs of the Company.

For GMJ & ASSOCIATES
Company Secretaries
[CS PRABHAT MAHESHWARI]
PARTNER
FCS No.: 2405
COP No.: 1432

PLACE: MUMBAI
DATE: 22nd May, 2019

ANNEXURE “C”
ANNUAL REPORT ON THE CSR ACTIVITIES
Report on Corporate Social Responsibility as per Rule 8 of the Companies (Corporate Social Responsibility Policy) Rules, 2014

- A brief outline of the Company's CSR policy, including overview of projects or programmes proposed to be undertaken by the Company has been given on the website of the Company. A brief area of CSR activities are given below:
 - eradicating hunger, poverty and malnutrition, promoting preventive health care and sanitation and making available safe drinking water;
 - promoting education, including special education and employment enhancing vacation skills especially among children, women, elderly and the differently abled people and livelihood enhancement projects;
 - promoting gender equality, empowering women, setting up homes and hostels for women and orphans; setting up old age homes, day care centres and such other facilities for senior citizens and measures for reducing inequalities faced by socially and economically backward groups;
 - ensuring environmental sustainability, ecological balance, protection of flora and fauna, animal welfare, agro forestry, conservation of natural resources and maintaining quality of soil, air and water;
 - rural development projects, etc. web link: www.asigroup.co.in

2. Composition of CSR Committee:

Sr. No.	Name	Category	Designation
1	Mr. Anshul M. Sonawala	Independent Director	Chairman
2	Mr. Gaurang Gandhi	Independent Director	Member
3	Mr. Tushya Jatia	Executive Director	Member

3. Average Net profit for last three Financial Years:

Net Profit	For the Financial Year ended 31 st March (₹ in Lacs)		
	2018	2017	2016
	2450.02	2108.31	1982.27
Average Net Profit for the preceding three Financial Years	2180.20		

- Prescribed CSR expenditure (2% of Average Net Profit) : ₹ **43.60 Lacs**
- Amount unspent during previous year : ₹ **10.36 Lacs**
- Total eligible fund for expenditure : ₹ **53.96 Lacs**

7. Details of CSR spend & Unspent for the financial year

- Total amount spent for the financial year : ₹ **36.75 Lacs**
- Amount unspent, if any : ₹ **17.21 Lacs**

8. Manner in which the amount spend during the financial year is detailed below:

Sr. No.	CSR project or activity identified	Sector in which the project is covered	Projects or programs (1) Local area or other (2) Specify the state and district where projects or programs was undertaken	Amount outlay (budget) project or programs wise	Amount spent on the projects or programs Sub heads: (1) Direct expenditure on projects or programs (2) Overheads (₹ In Lacs)	Cumulative expenditure upto the reporting period (₹ In Lacs)	Amount spent: Direct or through implementing agency
1.	<ol style="list-style-type: none"> Contribute to Mukhyamantri Jal Swawlamban Yojna Paid of Borwell and drilling Paid for supply of Water tanker to village 	Providing Safe Drinking Water	Local Area, Ramganjmandi, Dist: Kota, Rajasthan	15.00	12.07	12.07	Amount spent Directly

2	Construction of Drainage System	Swatch Bharat	Local Area, Ramganjmandi , Dist: Kota, Rajasthan	4.00	2.09	14.16	Amount spent Directly
3	Donation to Old Age Home for welfare of the Old People	Old Age Home	Mumbai , Maharashtra	4.00	2.00	16.16	Amount spent Directly
4.	Paid to Hospital towards payment of Doctor fee for Osteopathic Camp.	Medical and Healthcare	Local Area, Ramganjmandi , Dist: Kota, Rajasthan	5.00	4.86	21.02	Amount spent Directly
5.	Purchase and distribute sports equipment and Contribute to Organized District Level Tournament	Promoting Sports	Amount Spent at various Districts in Rajasthan	1.00	0.44	21.46	Amount spent Directly
6.	Payment made to Cow Shelter Home for Cow	Animal Welfare & Environment Sustainability	Local Area, Ramganjmandi , Dist: Kota, Rajasthan	1.00	0.04	21.50	Amount spent Directly
7.	1. To Purchase and Distribute of Note Books to School Children 2. Paid to School for Fun Fair organized by School	Promoting Education	Local Area, Ramganjmandi , Dist: Kota, Rajasthan and Mumbai	3.00	1.57	23.07	Amount spent Directly
8.	Construction of Talaw and Water Tank	Rural Development Project	Local Area, Ramganjmandi , Dist: Kota, Rajasthan	18.00	13.45	36.52	Amount spent Directly
9.	Payment made to Army Welfare Fund created for Phulwama	Army Welfare	Army Welfare Fund	1.00	0.05	36.57	Amount spent Directly
10.	Distribution of Blanket, Clothes and foods for poor people	Eradicating of Hunger and Poverty & Sanitation	Local Area, Ramganjmandi , Dist: Kota, Rajasthan	2.00	0.18	36.75	Amount spent Directly
Total				54.00	36.75	36.75	

9. Reason for not spending the prescribed amount

The Company through its Board and CSR Committee is determined to beef up its efforts to meet the targeted CSR expenditure. The Company needs to spend ₹ 53.96 Lacs (including previous unspent amount of ₹10.36 Lacs) during the year under review, CSR expenditure was short by ₹ 17.21 Lacs on account of pending of finalization of certain projects which were under process and could not finalized within the timeframe, therefore, certain amount remain unspent. With the strong foundation which has been established during the year along with the proposed scaling up of a number of its CSR Projects, the Company believes that it has made meaningful progress towards reaching the target in the coming financial years.

10. Responsibility statement of the CSR Committee

We hereby declare that implementation and monitoring of projects and programmes, are in compliance with CSR objectives and CSR policy of the Company.

Anshul M. Sonawala
Chairman – CSR Committee
DIN: 00133376

Deepak Jatia
Managing Director
DIN: 01068689

Place: Mumbai
Date: 22nd May, 2019

ANNEXURE “D”

The Conservation of Energy, Technology Absorption, Foreign Exchange Earnings and Outgo pursuant to the provisions of Section 134 (3)(m) of the Companies Act, 2013 read with the Companies (Accounts) Rules, 2014:

A. CONSERVATION OF ENERGY:

In line with Company's commitment towards conservation of energy, all areas of operation continue with efforts aimed at improving energy efficiency through improved operational and maintenance practices.

The steps taken in this direction at Mining areas is as under:

- Most of the conventional lighting in Mining areas and offices were replaced with suitable capacity of LED thereby Company has drastically reduced energy consumption.
- The Company has started using electricity based compressors for drilling activity at the Mining areas by replacing compressors running on High Speed Diesel. This is at initial stage but looking to expected cost savings, the Company intends to induct some more compressors running on electricity.
- Replaced old inefficient motor of JHIRI cutting machine with new motors to save energy to improve operational efficiency.

B. TECHNOLOGY ABSORPTION:

- The efforts made towards technology absorption: **Nil**
- The benefits derived like product improvement, cost reduction, product development or import substitution: **Nil**
- Details of technology imported during the past 3 years: No technology has been imported during the past 3 years.
- The expenditure incurred on Research and Development: **Nil**

C. FOREIGN EXCHANGE EARNINGS AND OUT GO:

Foreign Exchange Earning:	₹ 806.37 Lacs
Foreign Exchange Outgo:	₹ 5805.53 Lacs

For and Behalf of Board

Date: 22nd May,2019
Place: Mumbai

Deepak Jatia
Chairman and Managing Director
DIN 01068689

ANNEXURE “E”
Information required under Section 197 of Companies Act, 2013 read with Rule 5 of the Companies (Appointment & Remuneration of Managerial Personnel) Rules, 2014

1. The Ratio of the remuneration of each director to the median remuneration of the employees of the Company for the financial year 2018-19:

Sr. No	Name of the Directors	Ratio to Median Remuneration
1.	Mr. Deepak Jatia	118
2.	Mrs. Anita Jatia	29
3.	Mr. Tushya Jatia	77
4.	Mr. Anshul Sonawala (only sitting fee)	NA
5.	Mr. Sanjay Seksaria (only sitting fee)	NA
6.	Mr. Gaurang Gandhi (only Sitting fee)	NA

2. The percentage increase in remuneration of each Director, Chief Executive Officer, Chief Finance Officer, Company Secretary or Manager, if any, in the financial year 2018-19 compared to financial year 2017-18:

Sr. No	Name of the Directors	% of Increase
1.	Mr. Deepak Jatia, Chairman & Managing Director	117
2.	Mrs. Anita Jatia, Executive Director	105
3.	Mr. Tushya Jatia, Executive Director	126
4.	Mr. S.R.Soni, Chief Executive Officer	NA
5.	Mr. Pavan Kumar Soni, Chief Financial Officer	10
6.	Mr. Manoj Jain , Company Secretary	12

3. The Median Remuneration of Employee (MRE) excluding Executive Director was ₹178620 and ₹ 181767 in fiscal year 2019 and 2018 respectively. The decrease in MRE in fiscal year is 1.73% as compared to fiscal year 2018.
4. Number of permanent employees on the rolls of the Company: 1018 employees as on 31.03.2019.
5. Explanation on the relationship between average increase in remuneration and the Company performance: - The Company's reward principle is influenced by individual performance as well as various factors operating in competitive market practice and cost considerations. The salary increase that were made during the year were based on the individual performance as well as the Company's market competitiveness.
6. Key parameters for any variable component of remuneration availed by the Directors: - Considered by the Board of Directors based on the recommendations of the Nomination and Remuneration Committee as per the Remuneration Policy for Directors, Key Managerial Personnel and other Employees.

Remuneration of Top 10 Employees of the Company
(₹ In Lacs)

Employees Name	Designation	Education Qualification	Experience in Year	Remuneration	Previous employment and designation
Mr. Deepak Jatia	CMD	Graduate	32 Years	209.89	NA
Mr. Tushya Jatia	WTD	Master in Finance and Investment	12 Years	138.00	NA
Mrs. Anita Jatia	WTD	Graduate	17 Years	51.00	NA
Mr. Pavan Kumar Soni	CFO	F.C. A.	26 Years	19.43	Kesari Vanspati Limited as Finance Controller

Employees Name	Designation	Education Qualification	Experience in Year	Remuneration	Previous employment and designation
Mr. S.R.Soni	CEO	F.C.A. & F.C.S.	35 Years	15.75	Orbit Corporation as Company Secretary
Mr. Manoj Jain	Company Secretary	F.C.S. and JAIIB	14 Years	16.57	Ess Dee Aluminum Limited as Company Secretary
Mr. Kundan Vijayvergiya	DGM (F & A)	A.C.A.	14 Years	12.85	HDFC Bank Ltd as Branch Manager
Mr. Govind K Gupta	Sr. DGM (Sales)	M.Com	32 Years	11.89	S.B.B.J Bank
Mr. Hari G. Pillai	Manager (Accounts and Adm.)	B.Com	21 Years	11.50	Sheetal Manufacturing Pvt Ltd.
Mr. Anil Kumar Baid	DGM (Cost & MIS)	B.Com	18 Years	11.45	Perna Syntex as D.G.M. (Budget & MIS)

On behalf of the Board of Directors

**Place: Mumbai
Date: 22nd May, 2019**

**Deepak Jatia
Chairman & Managing Director
DIN: 01068689**

CORPORATE GOVERNANCE REPORT

The Directors present the Company's Report on Corporate Governance for the year ended 31st March, 2019, in terms of Regulation 34(3) read with Schedule V of the SEBI (Listing Obligations and Disclosure Requirements) Regulations, 2015 (The "Listing Regulations").

COMPANY'S PHILOSOPHY ON CODE OF CORPORATE GOVERNANCE

ASI Industries Limited ("the Company") governance philosophy is based on trusteeship, transparency and accountability. As a corporate citizen, our business fosters a culture of ethical behavior and disclosures aimed at building trust of our stakeholders.

The Company continues to focus its resources, strengths and strategies to achieve the vision of becoming a leader in Stone Industries while upholding the core values of Quality, Trust, Leadership and Excellence.

The Company's governance framework is based on the following principles:

- Appropriate composition and size of the Board, with each member bringing in expertise in their respective domains;
- Availability of information to the members of the Board and Board Committees to enable them to discharge their fiduciary duties;
- Timely disclosure of material operational and financial information to the stakeholders.

BOARD OF DIRECTORS

Governance Structure

Board of Director –The Board is entrusted with an ultimate responsibility of the Management, directions and performance of the Company. As its primary role is fiduciary in nature, the Board provides leadership, strategic guidance, objective and independent view to the Company's management while discharging its responsibilities, thus ensuring that the management adheres to ethics, transparency and disclosures.

Committees of the Board–The Board has constituted the following Committees viz, Audit Committee, Nomination and Remuneration Committee, Corporate Social Responsibility (CSR) Committee and Stakeholders Relationship Committee. Each of the said Committee has been mandated to operate within a given framework.

Composition and category of Directors

The Board is broad-based and consists of eminent individuals from Industrial, Managerial, Technical, Financial and Marketing background. The Company is managed by the Board of Directors in co-ordination with the Senior Management team.

As on 31st March, 2019, the Company's Board consists of six Directors. The Board comprises of Two Executive Promoter Director, one Executive Promoter Woman Director and three Non-Executive Independent Directors. The Chairman and Managing Director of the Board is an Executive Director.

The number of Directorships, Committee Membership(s)/ Chairmanship(s) of all Directors is within respective limits prescribed under the Companies Act, 2013 ("the Act") and Listing Regulations.

Directors' Directorships/Committee Memberships

In accordance with Regulation 26 of the Listing Regulations, none of the Directors are members in more than 10 committees excluding private limited companies, foreign companies and companies under Section 8 of the Companies Act, 2013 or act as Chairperson of more than 5 committees across all listed entities in which he/she is a Director. The Audit Committee and Stakeholders' Relationship Committee are only considered in computation of limits. Further all Directors have informed about their Directorships, Committee Memberships/Chairmanships including any changes in their positions. Relevant details of the Board of Directors as on 31st March, 2019 are given below

Name of the Directors	Category of Directorship	Directorship in other Indian Public Company excluding ASI	No. of Board Committees in which Chairman / Member (excluding ASI)		List of Directorship held in Other Listed Companies and Category of Directorship
			Chairman	Member	
Mr. Deepak Jatia (DIN 01068689)	Promoter/ Executive Chairman	NIL	NIL	NIL	NIL
Mrs. Anita Jatia (DIN 01068774)	Promoter/ Executive	NIL	NIL	NIL	NIL
Mr. Tushya Jatia (DIN 02228722)	Promoter/ Executive	NIL	NIL	NIL	NIL
Mr. Gaurang Gandhi Din 0008057)	Independent Director	3	NIL	2	Pioneer Investcorp Ltd Executive Director
Mr. Anshul M. Sonawala (DIN 00111096)	Independent Director	NIL	NIL	NIL	NIL
Mr. Sanjay Seksaria (DIN 00133376)	Independent Director	1	NIL	NIL	NIL

Notes:

1. Directorships exclude Private Limited Companies, Foreign Companies and Section 8 Companies.
2. Membership of Committee only includes Audit Committee and Stakeholders Relationship Committee in Indian Public Limited companies other than ASI Industries Limited. Members of the Board of the Company do not have membership of more than ten Board-level Committees or Chairman of more than five such Committees.
3. Mr. Deepak Jatia, Mrs. Anita Jatia and Mr. Tushya Jatia are related to each other. None of the other Directors are related inter-se.
4. Details of Director(s) retiring or being re-appointed are given in notice to Annual General Meeting.
5. Maximum tenure of Independent Directors is in accordance with the Companies Act, 2013 and rules made thereunder.
6. Mr. Sanjay Seksaria and Mr. Anshul Sonawala were re-appointed as Independent Director for second term by special resolution passed through postal ballot w.e.f. 1st April, 2019 to 31st March, 2024.

Independent Directors confirmation by the Board

All Independent Directors have given declarations that they meet the criteria of independence as laid down under Section 149(6) of the Companies Act, 2013 and Regulation 16(1) (b) of the Listing Regulations. In the opinion of the Board, the Independent Directors, fulfil the conditions of independence specified in Section 149(6) of the Companies Act, 2013 and Regulation 16(1) (b) of the Listing Regulations.

Number of Independent Directorships

As per Regulation 17A of the Listing Regulations, Independent Directors of the Company do not serve as Independent Director in more than seven listed companies. Further, the Managing Director and whole time Directors of the Company does not serve as an Independent Director in any listed entity.

Board Meetings

The Board meets at regular intervals to discuss and decide on business strategies/policies and review the financial performance of the Company and its subsidiaries.

The notice and detailed agenda along with the relevant notes and other material information are sent in advance separately to each Director and in exceptional cases tabled at the Meeting with the approval of the Board. This ensures timely and informed decisions by the Board.

Minimum four prescheduled Board meetings are held every year (one meeting in every calendar quarter). Additional meetings are held to address specific needs, if any, of the Company. During the Financial Year 2018-19, the Board of Directors met five times

i.e. on 26th May, 2018, 16th June, 2018, 14th August, 2018, 5th November, 2018 and 13th February, 2019. The maximum gap between any two consecutive meetings was less than one hundred and twenty days, as stipulated under Section 173(1) of the Act, and Regulation 17(2) of the Listing Regulations and the Secretarial Standard by the Institute of Company Secretaries of India.

Attendance of Directors at the Board Meetings and at the last Annual General Meeting (AGM)

Name of the Directors	No. of Board Meetings Attended	Attendance at last AGM held on 24 th September, 2018
Mr. Deepak Jatia	5 of 5	Present
Mrs. Anita Jatia	5 of 5	Absent
Mr. Tushya Jatia	5 of 5	Present
Mr. Gaurang Gandhi	4 of 5	Leave Sought
Mr. Anshul M. Sonawala	5 of 5	Present
Mr. Sanjay Seksaria	5 of 5	Present

Shares held by Directors:

Name of the Directors	Category	Number of shares having face value of Re.1/- each	
		As on 31 st March, 2019	As on 31 st March, 2018
Mr. Deepak Jatia	Executive Director	1408512	1408512
Mrs. Anita Jatia	Executive Director	961762	961762
Mr. Tushya Jatia	Executive Director	158164	134237
Mr. Sanjay Seksaria	Independent Director	936	936
Mr. Gaurang Gandhi	Independent Director	Nil	Nil
Mr. Anshul M. Sonawala	Independent Director	Nil	Nil

FAMILIARISATION PROGRAMME FOR DIRECTORS

At the time of appointing a Director, a formal letter of appointment is given to him, which inter alia explains the role, function, duties and responsibilities expected from him as a Director of the Company. The Director is also explained in detail the Compliance required from him under Companies Act, 2013, the Listing Regulations and other various statutes and an affirmation is obtained. The Chairman and Managing Director also have a one to one discussion with Director to familiarize him with the Company's operations. Further, on an ongoing basis as a part of Agenda of Board /Committee Meetings, presentations are regularly made to the Independent Directors on various matters inter-alia covering the Company's and its subsidiaries businesses and operations, industry and regulatory updates, strategy, finance, , role, rights, responsibilities of the Independent

Directors under various statutes and other relevant matters. The details of the familiarization programme for Directors are available on the Company's website www.asigroup.co.in

COMMITTEES OF THE BOARD

The Board of Directors have constituted Board Committees to deal with specific areas and activities which concern the Company and requires a closer review. The Board Committees are formed with approval of the Board and function under their respective Charters. These Committees play an important role in the overall Management of day-to-day affairs and governance of the Company. The Board Committees meet at regular intervals and take necessary steps to perform its duties entrusted by the Board. The Minutes of the Committee Meetings are placed before the Board for noting.

The Company has four Board Level Committees:

- A) Audit Committee,
- B) Nomination and Remuneration Committee,
- C) Stakeholders' Relationship Committee
- D) Corporate Social Responsibility Committee

AUDIT COMMITTEE

Composition and Category:

The Company has a qualified and independent Audit Committee comprising of three Directors. The broad terms of reference of the Audit Committee are in consonance with the provisions of Section 177 of the Companies Act, 2013 and Regulation 18 of SEBI (Listing Obligations and Disclosure Requirements) Regulations, 2015. All the members have financial and accounting knowledge.

The Committee acts as a link between the Management, the Statutory Auditors and the Board of Directors of the Company. The Committee focuses its attention on monitoring the financial reporting system within the Company, considering Quarterly & Annual Financial Results of the Company and submitting its observations to the Board of Directors before its adoption by the Board, review of the internal audit report and internal control system, audit methodology and process, major accounting policies and practice, compliance with accounting standards.

Attendance at the meeting of Audit Committee:

During the financial year ended 31st March, 2019, five Audit Committee Meetings were held on 26th May, 2018, 16th June, 2018, 14th August, 2018, 5th November, 2018 and 13th February, 2019 .

The composition of the Audit Committee and attendance at each meeting is as under:-

Name of the Directors	Position	Category	No. of Meetings Attended
Mr. Gaurang Gandhi	Chairman	Independent Director	4 of 5
Mr. Anshul M. Sonawala	Member	Independent Director	5 of 5
Mr. Sanjay Seksaria	Member	Independent Director	5 of 5

The Company Secretary acts as Secretary to the Committee.

The terms of reference

The Board at its meeting held on 13th February, 2019, revised the 'Terms of Reference' of the Audit Committee due to implementation of amendments to the Listing Regulations. The Board has framed the Audit Committee Charter for the purpose of effective compliance of provisions of section 177 of the Companies Act, 2013 and Regulation 18 of the Listing Regulations. The Audit Committee inter alia performs the functions of approving Annual Internal Audit Plan, review of financial reporting system, internal controls system, discussion on financial results, interaction with Statutory , recommendation for the appointment of Statutory, Internal and Cost Auditors and their remuneration, Review of Forex policy, Management Discussions and Analysis, Review of Internal Audit Reports and significant related party transactions. In fulfilling the above role, the Audit Committee has powers to investigate any activity within its terms of reference, to seek information from employees and to obtain outside legal and professional advice.

Functions of Audit Committee

The Audit Committee, while reviewing the Annual Financial Statements also reviews the applicability of various Accounting Standards (AS) referred to in Section 133 of the Companies Act, 2013. The compliance of the Accounting Standards as applicable to the Company has been ensured in the preparation of the Financial Statements for the year ended 31st March, 2019.

Besides the above, Chief Executive Officer and Chief Financial Officer of the Company's, the representatives of the Statutory Auditors are permanent invitees to the Audit Committee Meetings. The Company Secretary acts as a Secretary to the Committee as required by Regulation 18(1)(e) of the Listing Regulations.

The Company follows best practices in financial reporting. The Company has been reporting on quarterly basis, the Un-audited Consolidated Financial Statements as required by the Regulation 33 of the Listing Regulations. The Company's quarterly Un-audited Standalone and Consolidated Financial Statements are made available on the website www.asigroup.co.in and are also sent to the BSE Limited where the Company's Equity Shares are listed for display.

NOMINATION AND REMUNERATION COMMITTEE

Composition

The Nomination and Remuneration Committee comprises of Three Directors. Mr. Sanjay Seksaria, Independent Director, is the Chairman of the Committee. The other members of the Nomination and Remuneration Committee include Mr. Gaurang Gandhi and Mr. Anshul Sonawala, Independent Directors. The Composition of Nomination and Remuneration Committee is in accordance with the provisions of Section 178(1) of the Companies Act, 2013 and Regulation 19 of the Listing Regulations.

Meeting and Attendance

The Nomination and Remuneration Committee met on 13th February 2019. The requisite quorum was present at the Meeting. The Chairman of the Nomination and Remuneration Committee was present at the last Annual General Meeting of the Company. The table below provides the attendance of the Nomination and Remuneration Committee members:

Name of the Directors	Position	Category	Number of Meetings Attended
Mr. Sanjay Seksaria	Chairman	Independent Director	1 of 1
Mr. Anshul M. Sonawala	Member	Independent Director	1 of 1
Mr. Gaurang Gandhi	Member	Independent Director	1 of 1

Terms of Reference

The broad terms of reference of the Nomination and Remuneration Committee, as approved by the Board, are in compliance with Section 178 of the Companies Act, 2013 and Regulation 19 of the Listing Regulations, which are as follows

- to help the Board in determining the appropriate size, diversity and composition of the Board;
- to recommend to the Board appointment/re-appointment and removal of Directors and Senior Management;
- to frame criteria for determining qualifications, positive attributes and independence of Directors;
- to recommend to the Board remuneration payable to the Directors and Senior Management (while fixing the remuneration to Executive Directors the restrictions contained in the Act is to be considered);
- to create an evaluation framework for Independent Directors and the Board;
- to provide necessary reports to the Chairman after the evaluation process is completed by the Directors;
- to assist in developing a succession plan for the Board and Senior Management;

- to assist the Board in fulfilling responsibilities entrusted from time-to-time;
- to delegation of any of its powers to any Member of the Committee or the Compliance Officer.

Remuneration Policy

A. Remuneration to Non-Executive Directors (including Independent Directors)

The Non-Executive Directors are paid Sitting Fees for each Meeting of the Board as attended by them. The Non-Executive Director/Independent Directors do not have any material pecuniary relationship or transactions with the Company.

B. Remuneration to Executive Director

The appointment and remuneration of Executive Directors is governed by the recommendation of the Nomination and Remuneration Committee, Resolutions passed by the Board of Directors and Shareholders of the Company and Agreement executed between them and the Company. The remuneration package of Executive Directors comprises of salary, perquisites and allowances, and contributions to Provident and other Retirement Benefit Funds as approved by the shareholders at the General Meetings. Annual increments are decided by the Nomination and Remuneration Committee and recommended to the Board for approval thereof. The Nomination and Remuneration Policy is displayed on the Company's website viz. www.asigroup.co.in. Presently, the Company does not have a stock options scheme for its Directors.

DETAILS OF REMUNERATION PAID TO DIRECTORS FOR THE YEAR ENDED 31ST MARCH, 2019

(₹ in Lacs)

Name of the Directors	Salary & Allowances	Perquisites	Contribution to PF	Sitting Fee	Total
Mr. Deepak Jatia (Chairman & Managing Director)	180.00	29.89	21.60	-	231.49
Mr. Tushya Jatia (Executive Director)	120.00	18.00	14.40	-	152.40
Mrs. Anita Jatia Executive Director	51.00	-	6.12	-	57.12
Mr. Sanjay Seksaria (Independent Director)	-	-	-	0.10	0.10
Mr. Anshul M. Sonawala (Independent Director)	-	-	-	0.10	0.10
Mr. Gaurang Gandhi (Independent Director)	-	-	-	0.08	0.08
Total	351.00	47.89	42.12	0.28	441.29

Performance Evaluation

Pursuant to the provisions of the Companies Act, 2013 and the Listing Regulations, the Board has carried out the annual evaluation of its own performance, its Committees and Directors individually. A structured questionnaire was prepared after circulating the draft forms, covering various aspects of the Board's functioning such as adequacy of the composition of the Board and its Committees, Board culture, execution and performance of specific duties, obligations and governance. A consolidated summary of the ratings given by each Director was then prepared. The report of performance evaluation was then discussed and noted by the Board.

The performance evaluation of the Chairman and Managing Director and the Non Independent Directors was carried out by the Independent Directors. The Directors expressed their satisfaction with the evaluation process.

STAKEHOLDERS RELATIONSHIP COMMITTEE

Pursuant to provisions of Section 178(5) of the Companies Act, 2013 read with Regulation 20 of the Listing Regulations, Stakeholders Relationship Committee has been constituted. This Committee comprise of three Directors. Mr. Anshul Sonawala, Independent Director is the Chairman of this Committee. The other members of the Stakeholders Relationship Committee include Mr. Sanjay Seksaria and Mr. Gaurang Gandhi, Independent Directors.

During the financial year ended 31st March, 2019, Four Committee Meetings were held on 26th May, 2018, 14th August, 2018, 5th November, 2018 and 13th February, 2019. The table below highlights the composition and attendance of the Members of the Committee. The requisite quorum was present at all the Meetings.

Name of the Directors	Position	Category	Number of Meetings Attended
Mr. Anshul M. Sonawala	Chairman	Independent Director	4 of 4
Mr. Sanjay Seksaria	Member	Independent Director	4 of 4
Mr. Gaurang Gandhi	Member	Independent Director	3 of 4

Mr. Manoj Jain Company Secretary of the Company is the Compliance Officer.

Terms of Reference:

The Board approved revised 'Terms of Reference' on 13th February, 2019 of the Stakeholders Relationship Committee. This Committee generally meets once in quarter. The Committee looks into the matters of Shareholders/ Investors grievances along with other matters listed below:

- to consider and resolve the grievances of security holders of the Company including complaints related to transfer/ transmission of shares, non-receipt of annual report, non-

receipt of declared dividends, issue of new/duplicate certificates, general meetings etc.;

- consider and approve demat/ remat of shares/split/ consolidation/sub-division of share.;
- to consider and approve issue of share certificates (including issue of renewed or duplicate share certificates), transfer and transmission of securities, etc.
- to oversee and review all matters connected with the transfer of the Company's securities;
- to review measures taken for effective exercise of voting rights by shareholders;
- to review adherence to the standards adopted by the Company in respect of various services being rendered by the Registrar & Share Transfer Agent.
- to review of the measures and initiatives taken by the Company for reducing the quantum of unclaimed dividends and ensuring timely receipt of dividend warrants/annual reports/statutory notices by the shareholders of the Company;
- to carry out any other function as prescribed under the Listing Regulations, the Companies Act, 2013 and other Applicable Law as amended from time to time.
- to carry out any other duties that may be delegated to the Committee by the Board of Directors from time-to-time

The Secretarial Department of the Company and the Registrar and Share Transfer Agent, Link Intime India Private Limited attend to all grievances of the shareholders received directly or through SEBI, Stock Exchange, Ministry of Corporate Affairs, Registrar of Companies, etc. The Minutes of the Stakeholders Relationship Committee Meetings are circulated to the Board and noted by the Board of Directors.

Continuous efforts are made to ensure that grievances are more expeditiously redressed to the complete satisfaction of the investors. Shareholders are requested to furnish their updated telephone numbers and e-mail addresses to facilitate prompt action.

The total number of complaints received and resolved during the financial year ended 31st March, 2019 was three. There were no complaints outstanding as on 31st March, 2019.

CORPORATE SOCIAL RESPONSIBILITY COMMITTEE

The Corporate Social Responsibility (CSR) Committee comprises of three Directors. Mr. Anshul Sonawal Independent Director, is the Chairman of the Committee. The other members of the CSR Committee include Mr. Gaurang Gandhi, Independent Director and Mr. Tushya Jatia, Promoter cum Executive Director. The Composition of CSR Committee is in accordance with the provisions of Section 135 of the Companies Act, 2013 and the Companies (Corporate Social Responsibility Policy) Rules, 2014.

As per Section 135 of the Companies Act, 2013, the Company had spent ₹ 36.75 Lakh for the Financial Year 2018-19.

The Company has formulated CSR Policy, which is uploaded on the website of the Company viz. www.asigroup.co.in

Terms of Reference

- To review the existing CSR Policy and to make it more comprehensive so as to indicate the activities to be undertaken by the Company as specified in Schedule VII of the Companies Act, 2013;
- To provide guidance on various CSR activities to be undertaken by the Company and to monitor process.

Composition, Meeting and Attendance

During the financial year ended 31st March, 2019, one Committee meeting was held on 26th May, 2018.

Name of the Directors	Position	Category	Number of Meeting Attended
Mr. Anshul M. Sonawala	Chairman	Independent Director	1 of 1
Mr. Tushya Jatia	Member	Independent Director	1 of 1
Mr. Gaurang Gandhi	Member	Independent Director	0 of 1

INDEPENDENT DIRECTOR MEETING

During the year under review, the Independent Directors met on 13th February, 2019, inter alia, to:

- Evaluate performance of Non-Independent Directors and the Board of Directors as a whole;
- Evaluate performance of the Chairman of the Company, taking into account the views of the Executive and Non-Executive Directors;
- Evaluation of the quality, content and timeliness of flow of information between the Management and the Board that is necessary for the Board to effectively and reasonably perform its duties.

All the Independent Directors were present at this Meeting.

AFFIRMATION AND DISCLOSURES

a. Compliance with governance framework

The Company is in compliance with all mandatory requirements under the Listing Regulations

b. Related party transactions

All transactions entered into with the Related Parties as defined under the Companies Act, 2013 and Regulation 23 of the Listing Regulations during the financial year were on arm's length basis and do not attract the provisions of

Section 188 of the Companies Act, 2013. There were no materially significant transactions with Related Parties during the financial year. Related party transactions have been disclosed under significant accounting policies and notes forming part of the Financial Statements in accordance with "IND AS". A statement in summary form of transactions with Related Parties in ordinary course of business and arm's length basis is periodically placed before the Audit committee for review and recommendation to the Board for their approval.

c. Details of non-compliance by the Company, penalties, and strictures imposed on the Company by Stock Exchanges or SEBI or any statutory authority, on any matter related to capital markets, during last three Financial Years.

The Company has complied with all requirements specified under the Listing Regulations as well as other regulations and guidelines of SEBI. Consequently, there were no strictures or penalties imposed by either SEBI or Stock Exchange or any statutory authority for non-compliance of any matter related to the capital markets during the last three Financial years.

d. Vigil Mechanism / Whistle Blower Policy

Pursuant to Section 177(9) and (10) of the Companies Act, 2013, and Regulation 22 of the Listing Regulations, the Company has formulated Whistle Blower Policy for vigil mechanism of Directors and employees to report to the management about the unethical behavior, fraud or violation of Company's code of conduct.

The Whistle Blower Policy is displayed on the Company's website viz. www.asigroup.co.in

e. Disclosure of Accounting Treatment

In the preparation of the financial statements, the Company has followed the Accounting Standards referred to in Section 133 of the Companies Act, 2013. The significant accounting policies which are consistently applied are set out in the Notes to the Financial Statements.

f. Details of utilization of funds raised through preferential allotment or qualified institutions placement as specified under Regulation 32 (7A). Not Applicable.

g. A certificate from a Company Secretary in practice that none of the directors on the board of the company have been debarred or disqualified from being appointed or continuing as directors of companies by the Board/ Ministry of Corporate Affairs or any such statutory authority.

The Certificate of Company Secretary in practice is annexed herewith as a part of the report

h. Where the board had not accepted any recommendation of any committee of the board which is mandatorily required, in the relevant financial year. Not Applicable.

i. Total fees for all services paid by the listed entity and its subsidiaries, on a consolidated basis, to the statutory auditor and all entities in the network firm/network entity of which the statutory auditor is a part.

Details relating to fees paid to the Statutory Auditors are given in Note 28 (a) to the Standalone and Consolidated Financial Statements.

j. Commodity price risk and Commodity hedging activities-

The Company has adequate risk assessment and minimization system in place including for commodities.

The Company does not have material exposure of any commodity and accordingly, no hedging activities for the same are carried out. Therefore, there is no disclosure to offer in terms of SEBI circular no. SEBI/HO/CFD/CMD1/CIR/P/2018/000000141 dated November 15, 2018

k. Disclosures in relation to the Sexual Harassment of Women at Workplace (Prevention, Prohibition and Redressal) Act, 2013.

The details of number of complaints filed and disposed of during the year and pending as on 31st March, 2019 is given in the Directors' report.

l. Non-mandatory requirements

Adoption of non-mandatory requirements of the Listing Regulations is being reviewed by the Board from time-to time.

DETAILS OF ADOPTION OF NON-MANDATORY (DISCRETIONARY) REQUIREMENTS

Non-mandatory (discretionary) requirements under Regulation 27 of the Listing Regulations. The status of compliance with the non-mandatory requirements of the Listing Regulations is provided below:

- **The Board-** The requirement relating to maintenance of office and reimbursement of expenses of Non-Executive Chairman is not applicable to the Company since the Chairman of the Company is an Executive Director.
- **Shareholders rights-** The Company has not adopted the practice of sending out half-yearly declaration of financial performance to shareholders. Quarterly results as approved by the Board are disseminated to Stock Exchange and updated on the website of the Company.
- **Modified opinion(s) in audit report-** There are no modified opinions in audit report.

- **Reporting of Internal Auditor-** In accordance with the provisions of Section 138 of the Companies Act, 2013, the Company has appointed an Internal Auditor who reports to the Audit Committee. Quarterly internal audit reports are submitted to the Audit Committee which reviews the audit reports and suggests necessary action.

THE DISCLOSURES OF THE COMPLIANCE WITH CORPORATE GOVERNANCE REQUIREMENTS SPECIFIED IN REGULATION 17 TO 27 AND REGULATION 46(2)

SN	Particulars	Regulations	Brief Descriptions of the Regulations	Compliance Status (Yes/No/N.A.)
1.	Board of Directors	17(1)	Composition of Board	Yes
		17(2)	Meeting of Board of Directors	Yes
		17(3)	Review of Compliance Reports	Yes
		17(4)	Plans for orderly succession for appointments	Yes, as and when applicable
		17(5)	Code of Conduct	Yes
		17(6)	Fees/Compensation	Yes
		7(7)	Minimum Information to be placed before the Board	Yes
		17(8)	Compliance Certificate	Yes
		17(9)	Risk Assessment & Management	Yes
		17(10)	Performance Evaluation	Yes
2.	Audit Committee	18(1)	Composition of Audit Committee & Presence of the Chairman of the Committee at the Annual General Meeting	Yes
		18(2)	Meeting of Audit Committee	Yes
		18(3)	Role of the Committee and Review of information by the Committee	Yes
3.	Nomination and Remuneration Committee	19(1) & (2)	Composition of NRC	Yes
		19(3)	Presence of the Chairman of the Committee at the Annual General Meeting	Yes
		19(4)	Role of Committee	Yes
4.	Stakeholders Relationship Committee	20(1)(2) & (3)	Composition of Stakeholder Relationship Committee	Yes
		20(4)	Role of Committee	Yes

5.	Risk Management Committee	21(1)(2) & (3)	Composition of Risk Management Committee	NA
		21(4)	Role of the Committee	NA
6.	Vigil Mechanism	22	Formulation of Vigil Mechanism for Directors and Employee	Yes
7.	Related Party Transaction	23(1),(5),(6),(7) & (8)	Policy on Related Party Transaction	Yes
8	Subsidiaries of the Company	24(1)	Composition of Board of Directors of Unlisted Material Subsidiary	NA
		24(2),(3),(4),(5) & (6)	Other Corporate Governance requirements with respect to Subsidiary including Material Subsidiary of listed entity	Yes
9	Obligations with respect to Independent Directors	25(1)&(2)	Maximum Directorship & Tenure	Yes
		25(3)	Meeting of Independent Directors	Yes
		25(4)	Review of Performance by the Independent Directors	Yes
		25(7)	Familiarisation of Independent Directors	Yes
10	Obligations with respect to Directors and Senior Management	26(1)&(2)	Memberships & Chairmanship in Committees	Yes
		26(3)	Affirmation with compliance to code of conduct from members of Board of Directors and Senior Management Personnel	Yes
		26(4)	Disclosure of Shareholding by Non-Executive Directors	Yes
		26(5)	Disclosures by Senior Management about potential conflicts of Interest	Yes
11	Other Corporate Governance Requirements	27(1)	Compliance of Discretionary Requirements	Yes
		27(2)	Filing of Quarterly Compliance Report on Corporate Governance	Yes

12	Disclosures on Website of the Company	46(2)(b)	Terms and conditions of appointment of Independent Directors	Yes
		46(2)(c)	Composition of various committees of Board of Directors	Yes
		46(2)(d)	Code of Conduct of Board of Directors and Senior Management Personnel	Yes
		46(2)(e)	Details of establishment of Vigil Mechanism / Whistle Blower policy	Yes
		46(2)(f)	Criteria of making payments to Non-Executive Directors	Yes
		46(2)(g)	Policy on dealing with Related Party Transactions	Yes
		46(2)(h)	Policy for determining Material Subsidiaries	Yes
		46(2)(i)	Details of familiarization programmes imparted to Independent Directors	Yes

SHAREHOLDER INFORMATION

GENERAL BODY MEETINGS

DETAILS OF LAST THREE ANNUAL GENERAL MEETINGS HELD

AGM	Financial Year	Date & Time	Location of the Meeting	Details of Special Resolution Passed
70 th	2015-16	23 rd September, 2016 at 10.00 am	419-B, Kalbadevi Road, Joshiwadi 2 nd Floor, Mumbai 400 002.	1. Amendment in AoA 2. Change of place of keeping and inspection of Register and Index of members and return ets.
71 st	2016-17	22 nd September, 2017 at 10.00 am	419-B, Kalbadevi Road, Joshiwadi 2 nd Floor, Mumbai 400 002	No Special Resolution was passed
72 nd	2017-18	24 th September, 2018 at 10.00 am	419-B, Kalbadevi Road, Joshiwadi 2 nd Floor, Mumbai 400 002	No Special Resolution was passed

POSTAL BALLOT

During the years under review, the Company approached the shareholders through Postal Ballot. The details of the postal ballots in previous year are as follow:

Date of Postal Ballot Notice: 26th March, 2018

Voting Period: From 6th April, 2018 to 5th May, 2018

Date of Declaration of Result: 8th May, 2018

Date of Approval : 5th May, 2018

Name of Resolution	Type of Resolution	No of Vote Polled	Vote Cast in Favour		Vote Cast in Against	
			No of Vote	%	No of Vote	%
Increase of Remuneration of Deepak Jatia	Special	4209065	3870646	91.95	338601	8.05
Increase of Remuneration of Tushya Jatia	Special	4209065	3870646	91.95	338601	8.05
Increase of Remuneration of Anita Jatia	Special	4209065	3865474	91.84	343591	8.16

Date of Postal Ballot Notice: 13th February, 2019

Voting Period: From 25th February, 2019 to 26th March, 2019

Date of Declaration of Result: 28th March, 2019

Date of Approval: 26th March, 2019

Name of Resolution	Type of Resolution	No of Vote Polled	Vote Cast in Favour		Vote Cast in Against	
			No of Vote	%	No of Vote	%
Re-Appointment of Sanjay Seksaria as Independent Director	Special	62272876	62272875	100	1	0
Re-Appointment of Anshul Sonawala as Independent Director	Special	62272876	62272875	100	1	0
Conversion of Loan into Equity	Special	62272876	62272775	100	101	0

PROCEDURE FOR POSTAL BALLOT

In Compliance of the section 108 and 110 and other applicable provisions of the Companies Act, 2013 read with related Rules, the Company provides electronic voting (e-voting) facility, in addition to physical ballot, to all its members. For the purpose, the Company has engaged the service of CDSL.

Mr. Prabhat Maheshwari, partner of GMG & Associates, Practicing Company Secretary, was appointed as Scrutinizer for conducting postal ballot in a fair and transparent manner.

Postal ballot notice and forms are dispatched, along with postage prepaid business reply envelopes to registered members/beneficiaries. The same notice is sent by email to members who have opted to receiving communication through electronic mode. The Company also publish a notice in the newspaper declaring the details and requirements as mandate by the Act and applicable Rules.

Voting right are reckoned on the paid up value of shares registered in the name of members as on the cut-off date. The members who want to exercise their vote by physical postal ballot are requested to return the forms, duly completed and

signed to the scrutinizer on or before the close of voting period. Those using the e-voting option are requested to vote before the close of business hour on the last date e-voting.

The Scrutinizer complete his scrutiny and submit his report to the Chairman and consolidated results of the voting are announced by the Chairman or any authorised person. The results are display on Company's website besides being communicated to the Stock Exchange and Registrar and Transfer Agent. The last date for the receipts of postal ballot forms or e-voting shall be the date on which the resolution shall be deemed to be passed, if approved by the requisite majority.

At present there is no special resolution proposed to be conducted through postal ballot.

ANNUAL GENERAL MEETING FOR THE FINANCIAL YEAR 2018-19

Day and Date	Friday, 20 th September, 2019
Time	10.00 am
Venue	419-B, Kalbadevi Road, Joshiwadi 2 nd Floor, Mumbai 400002
Financial Year	2018-19
Book Closure date for Dividend	14 th September, 2019 to 20 th September, 2019
Last Date of Receipt of Proxy Forms	18 th September, 2019

Tentative Calendar for Financial Year ending 31st March, 2020

SN	Particulars of Quarter	Tentative dates
1	First Quarter Results	On or before the 14 th August 2019
2	Second Quarter & Half Yearly Results	On or before the 14 th November 2019
3	Third Quarter & Nine-months ended Results	On or before the 14 th February 2020
4	Fourth Quarter & Annual Results	On or before the 30 th May 2020

Dividend

The Board of Directors at their Meeting held on 22nd May, 2019, recommended dividend payout, subject to approval of the shareholders at the ensuing Annual General Meeting of Re. 0 30 /- per share, on equity shares of the Company for the Financial Year 2018-19. The Dividend shall be paid to the members whose names appear on Company's Register of Members on September 13, 2019 in respect of physical shareholders and whose name appear in the list of Beneficial Owner on September 13, 2019 furnished by NSDL and CDSL for this purpose. The dividend if declared at the Annual General Meeting shall be paid on or after September 20, 2019.

Unclaimed Dividend/Share

Pursuant to the provisions of Section 124(5) of the Companies Act, 2013, if the dividend transferred to the Unpaid Dividend Account of the Company remains unpaid or unclaimed for a period of seven years from the date of such transfer then

such unclaimed or unpaid dividend shall be transferred by the Company along with interest accrued, if any to the Investor Education and Protection Fund ('the IEPF'), a fund established under sub-section (1) of section 125 of the Act. The details of unclaimed/unpaid dividend are available on the website of the Company www.asigroup.co.in

Mandatory Transfer of Shares to Demat Account of Investors Education and Protection Fund Authority (IEPFA) in case of unpaid/ unclaimed dividend on shares for a consecutive period of seven years.

In terms of Section 124(6) of the Companies Act, 2013 read with Rule 6 of the Investor Education and Protection Fund Authority (Accounting, Audit, Transfer and Refund) Rules, 2016, (as amended from time to time) (IEPF Rules) shares on which dividend has not been paid or claimed by a shareholder for a period of seven consecutive years or more shall be credited to the Demat Account of Investor Education and Protection Fund Authority (IEPFA) within a period of thirty days of such shares becoming due to be so transferred. Upon transfer of such shares, all benefits (like bonus, etc.), if any, accruing on such shares shall also be credited to such Demat Account and the voting rights on such shares shall remain frozen till the rightful owner claims the shares.

Shares which are transferred to the Demat Account of IEPFA can be claimed back by the shareholders from IEPFA by following the procedure prescribed under the aforesaid rules.

The Company has sent out individual communication to the concerned Members whose shares are liable to be transferred to IEPFA on 24th September, 2019, to take immediate action in the matter. As required under the IEPF Rules, the Company has also published a Notice informing the Members' who have not claimed their dividend for a period of 7 years to claim the same from the Company before they are transferred to IEPFA.

Therefore, it is in the interest of shareholders to regularly claim the dividends declared by the Company.

Details of Unclaimed Dividend as on 31st March, 2019 and due dates for transfer are as follows.

SN	Financial Year	Date of Declaration of Dividend	Unclaimed Amt.	Due Date for transfer to IEPF Account
1	2011-12	24 th August, 2012	375,582.00	23 rd September, 2019
2	2012-13	23 rd August, 2013	445,924.25	22 nd September, 2020
3	2013-14	26 th September, 2014	299,737.50	25 th October, 2021
4	2014-15	25 th September, 2015	556,282.50	24 th October, 2022
5	2015-16	23 rd September, 2016	580,778.40	22 nd October, 2023
6	2016-17	22 nd September, 2017	959,022.60	21 st October, 2024
7	2017-18	24 th September, 2018	810,481.00	23 rd October, 2025

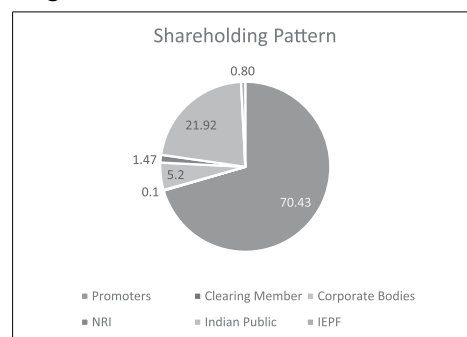
During the year under review, the Company has transferred Unclaimed Dividend of ₹ 405799 to Investor Education and Protection Fund which was declared in FY 2010-11.

As per Regulation 34(3) read with Schedule V of the Listing Regulations, no shares of the Company is laying in the Suspense Account.

Distribution of Shareholding as on 31st March, 2019

No. of Equity Shares held	No. of Shareholders	Percentage of Shareholders	No. of Shares held	Percentage of Shareholding
Upto 500	3411	52.51	692667	0.83
501 to 1000	983	15.13	807141	0.97
1001 to 2000	855	13.17	1254041	1.51
2001 to 3000	326	5.01	833340	1.05
3001 to 4000	170	2.62	605485	0.73
4001 to 5000	149	2.29	702764	0.84
5001 to 10000	306	4.71	2081298	2.51
10001 and above	296	4.56	75877927	91.56
Grand Total	6496	100.00	82854663	100.00

Shareholding Pattern as on 31st March, 2019



DEMATERIALISATION OF SHARES AND LIQUIDITY

As on 31st March, 2019, 79610893 equity shares representing 96.08% of the total equity share capital of the Company, were held in dematerialised form with National Securities Depository Limited (18.40%) and Central Depository Services (India) Limited (77.68%). Rest of the Share (3.92) held in physical form.

The Company has entered into agreements with National Securities Depository Limited (NSDL) and Central Depository Services (India) Limited (CDSL) whereby shareholders have an option to dematerialise their shares with either of the Depositories.

Dematerialization of Shares – Process

Shareholders who continue to hold shares in physical form are requested to dematerialize their shares at the earliest and avail the benefits of dealing in shares in demat form. For convenience of shareholders, the process of getting the shares dematerialized is given hereunder:-

- Demat account should be opened with a Depository Participant (DP).
- Shareholders should submit the Dematerialization Request Form (DRF) along with share certificates in original, to their DP.

- c) DP will process the DRF and will generate a Dematerialization Request Number (DRN).
- d) DP will submit the DRF and original share certificates to the Registrar and Transfer Agents (RTA), which is Link Intime India Private Limited.
- e) RTA will process the DRF and confirm or reject the request to DP/ depositories
- f) Upon confirmation of request, the shareholder will get credit of the equivalent number of shares in his demat account maintained with the DP.

The Promoters hold their entire equity shareholding in the Company in dematerialized form. The Company's equity shares are regularly traded on the BSE. The Annual Custodian fees for the year 2019-20 have been paid to the Depositories.

CONSOLIDATION OF FOLIOS AND AVOIDANCE OF MULTIPLE MAILING

In order to enable the Company to reduce costs and duplicity of efforts for providing services to investors, members who have more than one folio in the same order of names, are requested to consolidate their holdings under one folio. Members may write to the Registrars & Transfer Agents indicating the folio numbers to be consolidated along with the original shares certificates to be consolidated.

RECONCILIATION OF SHARE CAPITAL AUDIT REPORT

As stipulated by SEBI, a qualified Practicing Company Secretary carries out Secretarial Audit to reconcile the total admitted capital with National Securities Depository Limited (NSDL) and Central Depository Services (India) Limited (CDSL) and the total issued and listed capital. This audit is carried out every quarter and the report thereon is submitted to the Stock Exchange where the Company's shares are listed. The audit confirms that the total Listed and Paid-up Capital is in agreement with the aggregate of the total number of shares in dematerialised form (held with NSDL and CDSL) and total number of shares in physical form.

COMPLIANCE WITH SECRETARIAL STANDARDS

The Institute of Company Secretaries of India, a Statutory Body, has issued Secretarial Standards on various aspects of corporate law and practices. The Company has complied with each one of them.

Outstanding GDRs/ Warrants and Convertible Bonds, conversion date and likely impact on equity

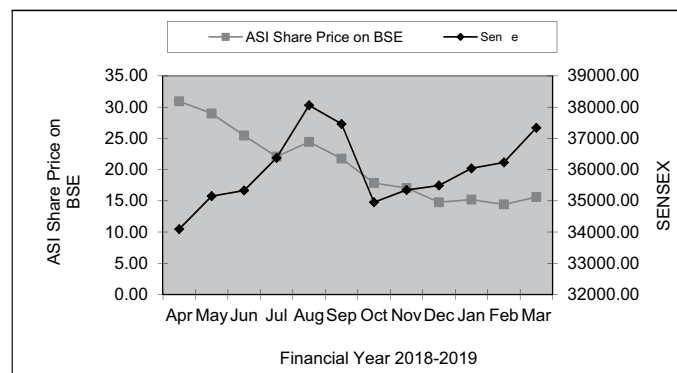
As on 31st March, 2019, the Company does not have any outstanding GDR/ADR/Warrants or any other convertible instruments pending conversion or any instruments likely to impact the equity share capital of the Company.

Share Price Data

MONTH	HIGH	LOW	No of Share Traded	BSE Sensex	
				High	Low
April, 2018	35.55	26.30	312838	35213.30	32972.56
May, 2018	39.95	25.00	433647	35993.53	34302.89
June, 2018	29.90	21.00	283227	35877.41	37784.68
July, 2018	25.65	18.50	242986	37644.59	35106.57
August, 2018	26.85	22.00	270156	38989.65	37128.99
September, 2018	24.95	18.56	251775	38934.35	35985.63
October, 2018	19.50	16.20	203471	36616.64	33291.58
November, 2018	18.60	15.50	214261	36389.22	34303.38
December, 2018	18.00	11.55	300630	36554.99	34426.29
January, 2019	17.00	13.40	121171	36701.03	35375.51
February, 2019	17.77	11.06	381535	37172.13	35287.16
March, 2019	18.20	13.00	226733	38748.54	35926.94

The equity shares of the Company are listed on Bombay Stock Exchange (BSE) having Script Code 502015 and ISIN No. INE443A01030. The Annual Listing and Custodian Fees as prescribed has been paid to the Stock Exchange and Depositories for the year 2019-20

ASI Equity Share performance vis-à-vis Index



MEANS OF COMMUNICATION TO THE SHAREHODERS

- a. The Un-audited quarterly/ half yearly results are announced within forty-five days of the close of the quarter. The audited annual results are announced within sixty days from the closure of the financial year as per the requirement of the Listing Regulations.
- b. The approved financial results are forthwith sent to the Stock Exchange and are published in Business Standard (English newspaper) and Mumbai Lakshyadeep (local language (Marathi) newspaper), within forty-eight hours of approval thereof. Presently the same are not sent to the shareholders separately.

The Company's financial results and official press releases are displayed on the Company's Website- www.asigroup.co.in

Management Discussion and Analysis report forms part of the Annual Report, which is sent to the shareholders of the Company.

The quarterly results, shareholding pattern, quarterly compliances and all other corporate communication to the Stock Exchange viz. BSE Limited are filed electronically. The Company has complied with filing submissions through BSE's BSE Listing Centre.

A separate dedicated section under "Investors Relation", on the Company's website gives information on unclaimed dividends, shareholding pattern, quarterly/half yearly results and other relevant information of interest to the investors / public.

SEBI processes investor complaints in a centralized web based complaints redressal system i.e. SCORES. Through this system a shareholder can lodge complaint against a company for his grievance. The Company uploads the action taken on the complaint which can be viewed by the shareholder. The Company and shareholder can seek and provide clarifications online through SEBI.

The Company has designated the email id: investors@asigroup.co.in exclusively for investor relation, and the same is prominently displayed on the Company's website www.asigroup.co.in

Share Transfer System

The shares sent for transfer in physical form are transferred expeditiously, provided the documents are complete and valid in all respects and the shares under transfer are not under any dispute. The share certificates duly endorsed are returned immediately to shareholders. Confirmation in respect of requests for dematerialisation of shares is sent to respective depositories i.e. NSDL and CDSL expeditiously. In compliance with the Listing Regulations, a Practicing Company Secretary carries out audit of the System of Transfer and a certificate to that effect is issued.

However, as per SEBI Notification No. SEBI/LAD-NRO/GN/2018/24 dated June 8, 2018 and further amendment vide Notification No. SEBI/LAD-NRO/GN/2018/49 dated November 30, 2018, requests for effecting transfer of securities (except in case of transmission or transposition of securities) shall not be processed from April 1, 2019 unless the securities are held in the dematerialised form with the depositories. Therefore, Shareholders are requested to take action to dematerialize the Equity Shares of the Company, promptly.

Nomination

Individual shareholders holding shares singly or jointly in physical form can nominate a person in whose name the shares shall be transferable in case of death of the registered shareholder(s). Nomination facility in respect of shares held in electronic form is also available with the Depository Participants as per the bye-laws and business rules applicable to NSDL and CDSL. Nomination forms can be obtained from the Company's Registrar and Share Transfer Agent.

Electronic Clearing Service

The Securities and Exchange Board of India (SEBI) has made it mandatory for all companies to use the Bank account details furnished by the Depositories for depositing dividends. Dividend will be credited to the Members' bank account through ECS wherever complete core banking details are available with the Company. In case where the core banking details are not available, dividend warrants will be issued to the Members with bank details printed thereon as available in the Company's records. This ensures that the dividend warrants, even if lost or stolen, cannot be used for any purpose other than for depositing the money in the accounts specified on the dividend warrants and ensures safety for the investors. The Company complies with the SEBI requirement.

Address for Correspondence:

Compliance Officer	Link Intime India Pvt Ltd	Correspondence with the Company
Mr. Manoj Jain Company Secretary & Compliance Officer Phone: 022-4089 6100 Email: manoj@asigroup.co.in investors@asigroup.co.in	Unit: ASI Industries Limited C-101, 247 Park, L.B.S Marg, Vikhroli (West), Mumbai – 400 083 Tel : 022-49186000 022-49186200/ 49186270 Fax : 022-49186060 Email: nayna.wakle@linkintime.co.in	Marathon Innova, A wing, 7th Floor, Off. G.K.Marg, Lower Parel ,Mumbai-400013 Ph 022-4089 6100 Fax: 022-4089 6119 Email: cs@asigroup.co.in

Plant Locations:

Mining :	Ramganjmandi Dist. Kota, Rajasthan
Wind Power:	1) Beladadi Village, Taluk & Dist. Gadag, Karnataka 2) Rameshwar Village, Taluk Khatau, Dist. Satara, Maharashtra
Engineered Stone	Mahindra World City, SEZ, Sanganer, Jaipur 302037.

During the year under review, there have been no revisions in Credit Rating obtained by the Company

DECLARATION

Compliance with the Code of Business Conduct and Ethic

As provided under Regulation 26 (3) of the SEBI (Listing Obligations and Disclosure Requirements) Regulations, 2015, all Board Members and Senior Management Personnel have affirmed compliance with ASI Industries Limited Code of Business Conduct and Ethics for the year ended 31ST March, 2019.

For ASI Industries Limited

Date: 22nd May, 2019
Place: Mumbai

Deepak Jatia
Chairman & Managing Director

CERTIFICATE

(Pursuant to Clause 10 of Part C Schedule V of the SEBI (LODR) Regulation, 2015)

In pursuant to sub clause (i) of clause 10 of part C of Schedule V of the Securities Exchange Board of India (Listing Obligations and Disclosure Requirements) Regulation, 2015 (LODR) and based on our verification of the books, papers, minute books, forms and returns filed and other records maintained by ASI INDUSTRIES LIMITED having its Registered office at Marathon Innova, A Wing, 7th Floor, Off G.K.Marg, Lower Parel, Mumbai-400013, Maharashtra and also the information provided by the Company, its officers, agents and authorized representatives, we hereby report that during the Financial Year ended on 31st March, 2019, in our opinion, none of the director on the Board of the Company have been debarred or disqualified from being appointed or continuing as director of Company by the Board/Ministry of Corporate Affairs or any such Statutory authority.

For Jaisal Mohatta & Associates

Company Secretaries

Sd/-

Jaisal Mohatta

Proprietor

Place: Mumbai

Date: 22nd May, 2019

ACS-35017, COP-16090

CEO AND CFO CERTIFICATION

We have reviewed the Audited Financial Statements (Standalone & Consolidated) for the year ended **31st March, 2019** and that to the best of our knowledge and belief:

- (1) These statements do not contain any materially untrue statement or omit any material fact or contain statements that might be misleading;
- (2) These statements together present a true and fair view of the Company's affairs and are in compliance with existing accounting standards, applicable laws and regulations.
 - A. There are, to the best of our knowledge and belief, no transactions entered into by the Company during the year ended 31st March, 2019 which are fraudulent, illegal or violative of the Company's code of conduct.
 - B. We accept responsibility for establishing and maintaining internal controls for financial reporting and that we have evaluated the effectiveness of internal control systems of the Company pertaining to financial reporting and we have disclosed to the auditors and the audit committee, deficiencies in the design or operation of such internal controls, if any, of which we are aware and the steps we have taken or propose to take to rectify these deficiencies.
 - C. We have indicated to the Auditors and the Audit committee that:-
 - (1) No significant changes have been made in internal control over financial reporting during the year;
 - (2) No significant changes in accounting policies has been made during the year and that therefore the same was not required to be disclosed in the notes to the financial statements; and
 - (3) No instances of significant fraud of which we have become aware and the involvement therein, if any, of the management or an employee having a significant role in the Company's internal control system over financial reporting has been noticed.

S. R. Soni
Chief Executive Officer

Pavan Kumar Soni
Chief Financial Officer

Place: Mumbai
Date: 22nd May, 2019

AUDITORS' CERTIFICATE ON CORPORATE GOVERNANCE

To the Members,

ASI Industries Limited,

1. We have examined the compliance of conditions of Corporate Governance by ASI Industries Ltd., for the year ended on 31st March, 2019, as per Regulation 17-27, clause (b) to clause (i) of Regulation 46(2) and in Para C, D and E of Schedule V of SEBI (Listing Obligations and Disclosure Requirements) Regulations, 2015 ("Listing Regulations").

Management Responsibility

2. The compliance of conditions of Corporate Governance is the responsibility of the Management. Our examination was limited to procedures and implementations thereof, adopted by the Company for ensuring compliance with the conditions of the Corporate Governance. It is neither an audit nor an expression of opinion on the financial statements of the Company.

Auditors' Responsibility

3. Pursuant to the requirements of the Listing Regulations, our responsibility is to express a reasonable assurance in the form of an opinion as to whether the Company has complied with the conditions of corporate governance as stated in paragraph 1 above. Our responsibility is limited to examining the procedures and implementation thereof, adopted by the Company for ensuring the compliance with the conditions of corporate governance. It is neither an audit nor an expression of opinion on the financial statements of the Company.

Opinion

4. Based on the procedures performed by us and to the best of our information and according to the explanations provided to us, in our opinion, the Company has complied, in all material respects, with the conditions of corporate governance as stipulated in the Listing Regulations during the year ended 31st March 2019.
5. We state that such compliance is neither an assurance as to the future viability of the Company nor the efficiency or effectiveness with which the management has conducted the affairs of the Company.

Restriction on use

6. This certificate is issued solely for the purpose of complying with the aforesaid regulations and may not be suitable for any other purpose.

For S. C. Bandi & Co.
Chartered Accountants
(FRN:130850W)

Place: Mumbai
Date: 22nd May, 2019

S.C.Bandi
Proprietor
Membership. No. 16932

INDEPENDENT AUDITORS' REPORT

To The Members of
ASI INDUSTRIES LIMITED
(Formerly known as Associated Stone Industries (Kotah) Limited)

Report on the Audit of the Standalone Financial Statements

Opinion

We have audited the accompanying standalone financial statements of ASI Industries Limited ("the Company"), which comprise the Balance Sheet as at March 31, 2019, the Statement of Profit and Loss (including Other Comprehensive Income), the Statement of Changes in Equity and the Statement of Cash Flows for the year ended on that date, and a summary of the significant accounting policies and other explanatory information (hereinafter referred to as "the standalone financial statements").

In our opinion and to the best of our information and according to the explanations given to us, the aforesaid standalone financial statements give the information required by the Companies Act, 2013 ("the Act") in the manner so required and give a true and fair view in conformity with the Indian Accounting Standards prescribed under section 133 of the Act read with the Companies (Indian Accounting Standards) Rules, 2015, as amended, ("Ind AS") and other accounting principles generally accepted in India, of the state of affairs of the Company as at March 31, 2019, the profit and total comprehensive income, changes in equity and its cash flows for the year ended on that date.

Basis for Opinion

We conducted our audit of the standalone financial statements in accordance with the Standards on Auditing specified under section 143(10) of the Act (SAs). Our responsibilities under those Standards are further described in the *Auditor's Responsibilities for the Audit of the Standalone Financial Statements* section of our report. We are independent of the Company in accordance with the Code of Ethics issued by the Institute of Chartered Accountants of India (ICAI) together with the independence requirements that are relevant to our audit of the standalone financial statements under the provisions of the Act and the Rules made thereunder, and we have fulfilled our other ethical responsibilities in accordance with these requirements and the ICAI's Code of Ethics. We believe that the audit evidence we have obtained is sufficient and appropriate to provide a basis for our audit opinion on the standalone financial statements.

Key Audit Matters

Key audit matters are those matters that, in our professional judgment, were of most significance in our audit of the standalone financial statements of the current period. These matters were addressed in the context of our audit of the standalone financial statements as a whole, and in forming our opinion thereon, and we do not provide a separate opinion on these matters. We have determined that there are no key audit matters to be communicated in our report.

Information Other than the Standalone Financial Statements and Auditor's Report Thereon

The Company's Board of Directors is responsible for the preparation of the other information. The other information comprises the information included in the Management Discussion and Analysis, Board's Report including Annexures to Board's Report, Business Responsibility Report, Corporate Governance and Shareholder's Information, but does not include the standalone financial statements and our auditor's report thereon.

Our opinion on the standalone financial statements does not cover the other information and we do not express any form of assurance conclusion thereon.

In connection with our audit of the standalone financial statements, our responsibility is to read the other information and, in doing so, consider whether the other information is materially inconsistent with the standalone financial statements or our knowledge obtained during the course of our audit or otherwise appears to be materially misstated.

If, based on the work we have performed, we conclude that there is a material misstatement of this other information, we are required to report that fact. We have nothing to report in this regard.

Management's Responsibility for the Standalone Financial Statements

The Company's Board of Directors is responsible for the matters stated in section 134(5) of the Act with respect to the preparation of these standalone financial statements that give a true and fair view of the financial position, financial performance, total comprehensive income, changes in equity and cash flows of the Company in accordance with the Ind AS and other accounting principles generally accepted in India. This responsibility also includes maintenance of adequate accounting records in accordance with the provisions of the Act for safeguarding the assets of the Company and for preventing and detecting frauds and other irregularities;

selection and application of appropriate accounting policies; making judgments and estimates that are reasonable and prudent; and design, implementation and maintenance of adequate internal financial controls, that were operating effectively for ensuring the accuracy and completeness of the accounting records, relevant to the preparation and presentation of the standalone financial statements that give a true and fair view and are free from material misstatement, whether due to fraud or error.

In preparing the standalone financial statements, management is responsible for assessing the Company's ability to continue as a going concern, disclosing, as applicable, matters related to going concern and using the going concern basis of accounting unless management either intends to liquidate the Company or to cease operations, or has no realistic alternative but to do so.

The Board of Directors are responsible for overseeing the Company's financial reporting process.

Auditor's Responsibilities for the Audit of the Standalone Financial Statements

Our objectives are to obtain reasonable assurance about whether the standalone financial statements as a whole are free from material misstatement, whether due to fraud or error, and to issue an auditor's report that includes our opinion. Reasonable assurance is a high level of assurance, but is not a guarantee that an audit conducted in accordance with SAs will always detect a material misstatement when it exists. Misstatements can arise from fraud or error and are considered material if, individually or in the aggregate, they could reasonably be expected to influence the economic decisions of users taken on the basis of these standalone financial statements.

As part of an audit in accordance with SAs, we exercise professional judgment and maintain professional skepticism throughout the audit. We also:

- Identify and assess the risks of material misstatement of the standalone financial statements, whether due to fraud or error, design and perform audit procedures responsive to those risks, and obtain audit evidence that is sufficient and appropriate to provide a basis for our opinion. The risk of not detecting a material misstatement resulting from fraud is higher than for one resulting from error, as fraud may involve collusion, forgery, intentional omissions, misrepresentations, or the override of internal control.
- Obtain an understanding of internal financial controls relevant to the audit in order to design audit procedures that are appropriate in the circumstances. Under

section 143(3)(i) of the Act, we are also responsible for expressing our opinion on whether the Company has adequate internal financial controls system in place and the operating effectiveness of such controls.

- Evaluate the appropriateness of accounting policies used and the reasonableness of accounting estimates and related disclosures made by management.
- Conclude on the appropriateness of management's use of the going concern basis of accounting and, based on the audit evidence obtained, whether a material uncertainty exists related to events or conditions that may cast significant doubt on the Company's ability to continue as a going concern. If we conclude that a material uncertainty exists, we are required to draw attention in our auditor's report to the related disclosures in the standalone financial statements or, if such disclosures are inadequate, to modify our opinion. Our conclusions are based on the audit evidence obtained up to the date of our auditor's report. However, future events or conditions may cause the Company to cease to continue as a going concern.
- Evaluate the overall presentation, structure and content of the standalone financial statements, including the disclosures, and whether the standalone financial statements represent the underlying transactions and events in a manner that achieves fair presentation.

Materiality is the magnitude of misstatements in the standalone financial statements that, individually or in aggregate, makes it probable that the economic decisions of a reasonably knowledgeable user of the financial statements may be influenced. We consider quantitative materiality and qualitative factors in (i) planning the scope of our audit work and in evaluating the results of our work; and (ii) to evaluate the effect of any identified misstatements in the financial statements.

We communicate with those charged with governance regarding, among other matters, the planned scope and timing of the audit and significant audit findings, including any significant deficiencies in internal control that we identify during our audit.

We also provide those charged with governance with a statement that we have complied with relevant ethical requirements regarding independence, and to communicate with them all relationships and other matters that may reasonably be thought to bear on our independence, and where applicable, related safeguards.

From the matters communicated with those charged with

governance, we determine those matters that were of most significance in the audit of the standalone financial statements of the current period and are therefore the key audit matters. We describe these matters in our auditor's report unless law or regulation precludes public disclosure about the matter or when, in extremely rare circumstances, we determine that a matter should not be communicated in our report because the adverse consequences of doing so would reasonably be expected to outweigh the public interest benefits of such communication.

Report on Other Legal and Regulatory Requirements

1. As required by Section 143(3) of the Act, based on our audit we report that:
 - a) We have sought and obtained all the information and explanations which to the best of our knowledge and belief were necessary for the purposes of our audit.
 - b) In our opinion, proper books of account as required by law have been kept by the Company so far as it appears from our examination of those books.
 - c) The Balance Sheet, the Statement of Profit and Loss (including Other Comprehensive Income), Statement of Changes in Equity and the Statement of Cash Flow dealt with by this Report are in agreement with the relevant books of account.
 - d) In our opinion, the aforesaid standalone financial statements comply with the Ind AS specified under Section 133 of the Act, read with Rule 7 of the Companies (Accounts) Rules, 2014.
 - e) On the basis of the written representations received from the directors as on March 31, 2019 and taken on record by the Board of Directors, none of the directors are disqualified as on March 31, 2019 from being appointed as a director in terms of Section 164 (2) of the Act.
 - f) With respect to the adequacy of the internal financial controls over financial reporting of the Company and the operating effectiveness of such controls, refer to our separate Report in "**Annexure A**". Our report expresses an unmodified opinion on the adequacy

and operating effectiveness of the Company's internal financial controls over financial reporting.

- g) With respect to the other matters to be included in the Auditor's Report in accordance with the requirements of section 197(16) of the Act, as amended in our opinion and to the best of our information and according to the explanations given to us, the remuneration paid by the Company to its directors during the year is in accordance with the provisions of section 197 of the Act.
 - h) With respect to the other matters to be included in the Auditor's Report in accordance with Rule 11 of the Companies (Audit and Auditors) Rules, 2014, as amended in our opinion and to the best of our information and according to the explanations given to us:
 - i. There were no pending litigation which would impact the financial position of the Company.
 - ii. The Company has made provision, as required under the applicable law or accounting standards, for material foreseeable losses, if any, on long-term contracts including derivative contracts.
 - iii. There has been no delay in transferring amounts, required to be transferred, to the Investor Education and Protection Fund by the Company.
2. As required by the Companies (Auditor's Report) Order, 2016 ("the Order") issued by the Central Government in terms of Section 143(11) of the Act, we give in "**Annexure B**" a statement on the matters specified in paragraphs 3 and 4 of the Order.

For S.C. Bandi & Co.
Chartered Accountants
(FRN: 130850W)

(S.C. Bandi)
Proprietor

Place: Mumbai
Date: 22nd May, 2019

Mem. No. - 16932

ANNEXURE “A” TO THE INDEPENDENT AUDITOR’S REPORT

(Referred to in paragraph 1(f) under ‘Report on Other Legal and Regulatory Requirements’ section of our report to the Members of ASI INDUSTRIES LIMITED of even date)

Report on the Internal Financial Controls Over Financial Reporting under Clause (i) of Sub-section 3 of Section 143 of the Companies Act, 2013 (“the Act”)

We have audited the internal financial controls over financial reporting of ASI Industries Limited (“the Company”) as of March 31, 2019 in conjunction with our audit of the standalone financial statements of the Company for the year ended on that date.

Management’s Responsibility for Internal Financial Controls

The Board of Directors of the Company is responsible for establishing and maintaining internal financial controls based on the internal control over financial reporting criteria established by the Company considering the essential components of internal control stated in the Guidance Note on Audit of Internal Financial Controls Over Financial Reporting issued by the Institute of Chartered Accountants of India. These responsibilities include the design, implementation and maintenance of adequate internal financial controls that were operating effectively for ensuring the orderly and efficient conduct of its business, including adherence to respective company’s policies, the safeguarding of its assets, the prevention and detection of frauds and errors, the accuracy and completeness of the accounting records, and the timely preparation of reliable financial information, as required under the Companies Act, 2013.

Auditor’s Responsibility

Our responsibility is to express an opinion on the internal financial controls over financial reporting of the Company based on our audit. We conducted our audit in accordance with the Guidance Note on Audit of Internal Financial Controls Over Financial Reporting (the “Guidance Note”) issued by the Institute of Chartered Accountants of India and the Standards on Auditing prescribed under Section 143(10) of the Companies Act, 2013, to the extent applicable to an audit of internal financial controls. Those Standards and the Guidance Note require that we comply with ethical requirements and plan and perform the audit to obtain reasonable assurance about whether adequate internal financial controls over financial reporting was established and maintained and if such controls operated effectively in all material respects.

Our audit involves performing procedures to obtain audit evidence about the adequacy of the internal financial controls system over financial reporting and their operating effectiveness. Our audit of internal financial controls over financial reporting included obtaining an understanding of internal financial controls over financial reporting, assessing the risk that a material weakness exists, and testing and evaluating the design and operating effectiveness of internal control based on the assessed risk. The procedures selected depend on the auditor’s judgement, including the assessment of the risks of material misstatement of the financial statements, whether due to fraud or error.

We believe that the audit evidence we have obtained is sufficient and appropriate to provide a basis for our audit opinion on the internal financial controls system over financial reporting of the Company.

Meaning of Internal Financial Controls Over Financial Reporting

A company’s internal financial control over financial reporting is a process designed to provide reasonable assurance regarding the reliability of financial reporting and the preparation of financial statements for external purposes in accordance with generally accepted accounting principles. A company’s internal financial control over financial reporting includes those policies and procedures that (1) pertain to the maintenance of records that, in reasonable detail, accurately and fairly reflect the transactions and dispositions of the assets of the company; (2) provide reasonable assurance that transactions are recorded as necessary to permit preparation of financial statements in accordance with generally accepted accounting principles, and that receipts and expenditures of the company are being made only in accordance with authorisations of management and directors of the company; and (3) provide reasonable assurance regarding prevention or timely detection of unauthorised acquisition, use, or disposition of the company’s assets that could have a material effect on the financial statements.

Limitations of Internal Financial Controls Over Financial Reporting

Because of the inherent limitations of internal financial controls over financial reporting, including the possibility of collusion or improper management override of controls, material misstatements due to error or fraud may occur and not be detected. Also, projections of any evaluation of the internal financial controls over financial reporting to future periods are subject to the risk that the internal financial controls over financial reporting may become inadequate because of changes in conditions, or that the degree of compliance with the policies or procedures may deteriorate.

Opinion

In our opinion, to the best of our information and according to the explanations given to us, the Company has, in all material respects, an adequate internal financial controls system over financial reporting and such internal financial controls over financial reporting were operating effectively as at March 31, 2019, based on the internal control over financial reporting criteria established by the Company considering the essential components of internal control stated in the Guidance Note on Audit of Internal Financial Controls Over Financial Reporting issued by the Institute of Chartered Accountants of India.

For S.C. Bandi & Co.
Chartered Accountants
(FRN: 130850W)

(S.C. Bandi)
Proprietor

Place: Mumbai
Date: 22nd May, 2019

Mem. No. - 16932

ANNEXURE 'B' TO THE INDEPENDENT AUDITOR'S REPORT

Referred to in paragraph 2 of Report on other Legal and Regulatory Requirements of the Independent Auditors' Report of even date to the Members of ASI INDUSTRIES LIMITED ("the Company"), on the financial statements for the year ended March 31, 2019

- (i) a) The Company is maintaining proper records showing full particulars including quantitative details and situation of fixed assets.
- b) The Company has a procedure for physical verification of fixed assets at reasonable intervals and in accordance with that the fixed assets have been physically verified by the management during the year. This procedure is reasonable having regard to the size of the company and nature of its assets. No material discrepancies have been noticed on such verification.
- c) According to the information & explanation given to us and on the basis of our examination of the records of the company, the title deeds of immovable properties are held in the name of the company.
- (ii) a) The physical verification of inventory has been conducted at reasonable intervals by the management during the year.
- b) The procedures of physical verification of inventories followed by the management are reasonable and adequate in relation to the size of the company and the nature of its business.

- c) On the basis of our examination of records of inventory, we are of the opinion that the company is maintaining proper records of inventory. The discrepancies noticed on verification between the physical stocks and the book records were not material.
- (iii) As informed to us, the Company has not granted any loans, secured or unsecured except advances and payments for goods and services not in the nature of loans, to companies, firms or other parties listed in the register maintained under section 189 of the Companies Act, 2013, during the year under audit.
- (iv) In our opinion and according to the information and explanations given to us, the Company has complied with the provisions of section 185 and 186 of the Act, in respect of grant of loans, making investments and providing guarantees and securities.
- (v) According to the information & explanation given to us, the Company has not accepted any deposits from the public. Therefore, the provisions of clause (v) of Paragraph 3 of the order are not applicable to the company.
- (vi) We have broadly reviewed the cost records maintained by the company pursuant to Companies (Cost records and Audit) Rules, 2014 prescribed by the Central Government under section 148(1) (d) of the Companies Act, 2013 and are of the opinion that, prima facie, the prescribed accounts and cost records have been maintained. We have however not, made a detailed examination of cost records with a view to determine whether they are accurate or complete.
- (vii) a) As per information and explanations given to us and the records of the company examined by us, in our opinion, undisputed statutory dues including Provident Fund, Income Tax, Sales Tax, Value Added Tax, GST, Service Tax, Custom Duty, Excise Duty, Cess and other material statutory dues, to the extent applicable to it, have generally been regularly deposited with the appropriate authorities and there are no undisputed dues outstanding as on March 31, 2019 for a period of more than six months from the date they became payable.

Name of the Statute	Nature of Dues	Amount (₹ in Lacs)	Period to which the amount relates	Forum where the dispute is pending
Cess Matters	Land Tax Royalty	35.22 2.75	2006-2013 1990-91 to 1993-94	Revenue Dept. Mining Dept./High Court

According to the information and explanations given to us and the records of the company examined by us, there are no dues of Provident Fund, Income Tax, Sales Tax, Value Added Tax, GST, Service Tax, Custom Duty, Excise Duty which have not been deposited on account of any dispute.

- (viii) According to the information and explanations given to us, the Company has not defaulted in repayment of loans or borrowings to financial institutions, banks and Government. The Company did not have any outstanding debentures during the year.
- (ix) The company did not raise any money by way of initial public offer or further public offer (including debt instruments) during the year. Term Loans taken by the company have been utilized for the purposes for which they were obtained.
- (x) According to the information and explanations given to us, no material fraud by the Company or on the Company by its officers or employees has been noticed or reported during the year.
- (xi) According to the information and explanations given to us, the company has paid /provided managerial remuneration in accordance with the requisite approvals mandated by the provisions of Section 197 read with Schedule V to the Companies Act, 2013.
- (xii) According to the information and explanations given to us, the Company is not a Nidhi Company. Accordingly, clause (xii) of paragraph 3 of the Order is not applicable.
- (xiii) According to the information and explanations given to us and based on our examination of the records of

the Company, transactions with the related parties are in compliance with the Sections 177 and 188 of the Companies Act, 2013, where applicable and details of transactions with the related parties have been disclosed in the Standalone financial statements as required by applicable Accounting Standard.

- (xiv) According to the information and explanations given to us and based on our examination of the records of the Company, the Company has not made any preferential allotment or private placement of shares or fully or partly convertible debentures during the year. Therefore clause (xiv) of Paragraph 3 of the order is not applicable to the company.
- (xv) According to the information and explanations given to us and based on our examination of the records of the Company, the Company has not entered into non-cash transactions with directors or persons connected with them. Accordingly, clause (xv) of Paragraph 3 of the order is not applicable to the company.
- (xvi) According to the information and explanations given to us, the Company is not required to be registered under section 45-IA of the Reserve Bank of India Act 1934.

For S.C. Bandi & Co.
Chartered Accountants
(FRN: 130850W)

(S.C. Bandi)
Proprietor

Place: Mumbai
Date: 22nd May, 2019

Mem. No. - 16932

BALANCE SHEET AS AT MARCH 31, 2019

Particulars	Notes	(₹ in Lacs)	
		March 31, 2019	March 31, 2018
ASSETS			
Non-Current Assets			
(a) Property, Plant and Equipment	4	16,967.16	17,183.63
(b) Capital Work-in-Progress	4	1,245.52	17.10
(c) Intangible Assets	5	19.36	22.55
(d) Financial Assets			
(i) Investments	6(A)	3,472.76	3,616.32
(ii) Loans	6(B)	3,287.28	3,606.17
(e) Other Non-Current Assets	11	5,643.43	399.21
		<u>30,635.51</u>	<u>24,844.98</u>
Current assets			
(a) Inventories	7	1,985.50	1,897.62
(b) Financial Assets			
(i) Investments	6(A)	6.84	10.21
(ii) Trade Receivables	8	8,415.97	7,862.49
(iii) Cash and Cash Equivalents	9	124.64	124.50
(iv) Bank Balances Other than (iii) above	10	622.65	599.82
(v) Loans	6(B)	11.21	1,655.86
(vi) Other Financial Assets	6(C)	192.79	162.03
(c) Other Current Assets	11	1,218.05	1,019.73
		<u>12,577.65</u>	<u>13,332.26</u>
	TOTAL	<u>43,213.16</u>	<u>38,177.24</u>
EQUITY AND LIABILITIES			
Equity			
(a) Equity Share capital	12	828.55	828.55
(b) Other Equity	13	24,379.25	22,912.31
		<u>25,207.80</u>	<u>23,740.86</u>
Liabilities			
Non Current Liabilities			
(a) Financial Liabilities			
(i) Borrowings	14	8,264.58	5,307.19
(b) Deferred Tax liabilities (Net)	15	419.61	457.45
(c) Provisions	19	-	-
		<u>8,684.19</u>	<u>5,764.64</u>
Current Liabilities			
(a) Financial Liabilities			
(i) Borrowings	14	6,122.64	5,466.13
(ii) Trade Payables	16		
Micro, Small and Medium Enterprises		-	-
Others		64.97	47.55
(iii) Other Financial Liabilities	17	2,041.53	2,133.03
(b) Other Current Liabilities	18	970.15	932.66
(c) Provisions	19	121.88	92.37
(d) Current Tax Liabilities (Net)	20	-	-
		<u>9,321.17</u>	<u>8,671.74</u>
	TOTAL	<u>43,213.16</u>	<u>38,177.24</u>
Significant Accounting Policies and Notes on Accounts form an integral part of the financial statements.	1 to 40		

As per our report of even date
For S.C. Bandi & Co.
Chartered Accountants
Firm Registration Number: 130850W

S.C. Bandi
Proprietor
Membership No. 16932

Place: Mumbai
Date: May 22, 2019

For and on behalf of the Board of Directors
S. R. Soni
Chief Executive Officer

Pavan Kumar Soni
Chief Financial Officer

Manoj Jain
Company Secretary

Deepak Jatia
Chairman & Managing Director
(DIN : 01068689)

Tushya Jatia
Executive Director
(DIN : 02228722)

Place: Mumbai
Date: May 22, 2019

STATEMENT OF PROFIT AND LOSS FOR THE YEAR ENDED MARCH 31, 2019

Particulars	Notes	₹ in Lacs	
		2018-19	2017-18
REVENUE			
Revenue from operations (net)	21	18,097.90	23,911.21
Other income	22	739.65	733.94
Total Revenue (I)		18,837.55	24,645.15
EXPENSES			
Purchases of stock-in-trade	23	4,234.45	10,669.81
Changes in inventories of finished goods and work-in-process	24	(90.88)	(643.47)
Employee benefits expense	25	3,244.74	3,512.30
Finance costs	26	736.63	818.47
Depreciation and amortization expense	27	565.68	594.88
Other expenses	28	7,448.20	7,532.98
Total Expenses (II)		16,138.82	22,484.97
Profit before exceptional items and tax (I-II)		2,698.73	2,160.18
Exceptional Items		-	-
Profit before tax		2,698.73	2,160.18
Tax expense:			
Current tax		760.69	693.91
Adjustment of tax relating to earlier periods		33.23	1.33
Deferred tax		(4.10)	17.39
Profit for the period		1,908.91	1,447.55
OTHER COMPREHENSIVE INCOME			
A. Other Comprehensive income not to be reclassified to profit and loss in subsequent periods:			
Remeasurement of gains (losses) on defined benefit plans		(38.38)	226.95
Income tax effect		11.18	(66.09)
Equity Instruments through Other Comprehensive Income		(146.94)	(218.44)
Income tax effect		33.74	45.03
B. Other Comprehensive income to be reclassified to profit and loss in subsequent periods:		-	-
Other Comprehensive income for the year, net of tax		(140.40)	(12.55)
Total Comprehensive Income for the period, Net of Tax		1,768.51	1,435.00
Earnings per share for profit attributable to equity shareholders	29		
Basic and Diluted		2.30	1.75
Significant Accounting Policies and Notes on Accounts form an integral part of the financial statements.	1 to 40		

As per our report of even date

For S.C. Bandi & Co.
Chartered Accountants
Firm Registration Number: 130850W

S.C. Bandi
Proprietor
Membership No. 16932

Place: Mumbai
Date: May 22, 2019

For and on behalf of the Board of Directors

S. R. Soni
Chief Executive Officer

Pavan Kumar Soni
Chief Financial Officer

Manoj Jain
Company Secretary

Deepak Jatia
Chairman & Managing Director
(DIN : 01068689)

Tushya Jatia
Executive Director
(DIN : 02228722)

Place: Mumbai
Date: May 22, 2019

STATEMENT OF CHANGES IN EQUITY FOR THE YEAR ENDED MARCH 31, 2019

A. Equity Share Capital

(₹ in Lacs)

Particulars	Balance at the Beginning of the year	Changes in Equity share capital during the year	Balance at the end of the year
March 31, 2018			
Numbers	82,854,663	-	82,854,663
Amount	828.55	-	828.55
March 31, 2019			
Numbers	82,854,663	-	82,854,663
Amount	828.55	-	828.55

B. Other Equity

(₹ in Lacs)

Particulars	Reserves and Surplus			Equity Instrument through OCI	Total
	General Reserve	Retained Earnings	Property, Plant and Equipment Reserve		
As at April 1, 2017	2,874.81	9,361.30	8,748.49	791.88	21,776.48
Profit for the period	-	1,447.55	-	-	1,447.55
Other comprehensive income	-	160.86	-	(173.41)	(12.55)
Total comprehensive income for the year	-	1,608.41	-	(173.41)	1,435.00
Transfer from retained earnings	200.00	(200.00)	-	-	-
Transfer on sale of revalued assets	-	-	-	-	-
Issue of Bonus shares	-	-	-	-	-
Equity dividend paid	-	(248.56)	-	-	(248.56)
Tax on equity dividend paid	-	(50.61)	-	-	(50.61)
Transfer on sale of FVTOCI investments	-	0.68	-	(0.68)	-
As at March 31, 2018	3,074.81	10,471.22	8,748.49	617.79	22,912.31
Profit for the period	-	1,908.91	-	-	1,908.91
Other comprehensive income	-	(27.20)	-	(113.20)	(140.40)
Total comprehensive income for the year	-	1,881.71	-	(113.20)	1,768.51
Transfer from retained earnings	200.00	(200.00)	-	-	-
Transfer on sale of revalued assets	50.52	-	(52.44)	-	(1.92)
Equity Dividend Paid	-	(248.56)	-	-	(248.56)
Tax on equity dividend paid	-	(51.09)	-	-	(51.09)
Transfer on sale of FVTOCI investments	-	-	-	-	-
As at March 31, 2019	3,325.33	11,853.28	8,696.05	504.59	24,379.25
Significant Accounting Policies and Notes on Accounts form an integral part of the financial statements. 1 to 40					

As per our report of even date

For S.C. Bandi & Co.
Chartered Accountants
Firm Registration Number: 130850W

S.C. Bandi
Proprietor
Membership No. 16932

Place: Mumbai
Date: May 22, 2019

For and on behalf of the Board of Directors

S. R. Soni
Chief Executive Officer

Pavan Kumar Soni
Chief Financial Officer

Manoj Jain
Company Secretary

Deepak Jatia
Chairman & Managing Director
(DIN : 01068689)

Tushya Jatia
Executive Director
(DIN: 02228722)

Place: Mumbai
Date: May 22, 2019

STATEMENT OF CASH FLOWS FOR THE YEAR ENDED MARCH 31, 2019

Particulars	(₹ in Lacs)	
	2018-19	2017-18
CASH FLOWS FROM OPERATING ACTIVITIES:		
Profit before income tax:	2,698.73	2,160.18
Adjustments for:		
Depreciation and amortisation expense	565.68	594.88
Net Loss (Gain) on disposal of property, plant and equipments	(34.25)	13.79
Allowance for loss on trade receivables	102.58	7.92
Profit on sale of investments	-	(0.68)
Interest income classified as investing cash flows	(394.03)	(677.86)
Finance Costs	736.63	818.47
Change in operating assets and liabilities:		
(Increase)/Decrease in trade receivables	(656.06)	1,399.60
(Increase)/Decrease in inventories	(87.88)	(693.19)
(Increase)/Decrease in other financial assets	(30.64)	33.74
(Increase)/Decrease in other assets	(210.47)	(211.08)
(Increase)/Decrease in other bank balances	(22.83)	(101.77)
Increase/(Decrease) in provisions	(8.87)	(36.86)
Increase/(Decrease) in trade payables	17.42	(861.36)
Increase/(Decrease) in other financial liabilities	(312.96)	128.24
Increase/(Decrease) in other liabilities	37.49	(100.05)
Cash generated from operations	2,400.54	2,473.97
Less: Income taxes paid	(754.24)	(841.15)
Net cash inflow from operating activities	1,646.30	1,632.82
CASH FLOWS FROM INVESTING ACTIVITIES:		
Payments for property, plant and equipment	(6,892.68)	(1,806.37)
Proceeds from sale of investments		57.95
Payments for purchase of investments		(56.58)
(Increase)/decrease in loans	1,963.54	1,217.93
Proceeds from sale of property, plant and equipment	89.99	45.65
Interest received	393.91	676.84
Net cash outflow from investing activities	(4,445.24)	135.42

STATEMENT OF CASH FLOWS FOR THE YEAR ENDED MARCH 31, 2019

Particulars	(₹ in Lacs)	
	2018-19	2017-18
CASH FLOWS FROM FINANCING ACTIVITIES:		
Proceeds from borrowings	7,082.20	6,992.81
Repayment of borrowings	(3,246.12)	(7,811.12)
Finance costs paid	(737.35)	(822.62)
Dividends paid	(248.56)	(248.56)
Dividend distribution tax paid	(51.09)	(50.61)
Net cash inflow (outflow) from financing activities	2,799.08	(1,940.10)
Net increase (decrease) in cash and cash equivalents	0.14	(171.86)
Cash and Cash Equivalents at the beginning of the financial year	124.50	296.36
Cash and Cash Equivalents at end of the year	124.64	124.50
Reconciliation of cash and cash equivalents as per the cash flow statement:		
Cash and cash equivalents as per above comprise of the following:		
Balances with banks on current accounts	113.74	113.83
Cash on hand	10.90	10.67
Balances per statement of cash flows	124.64	124.50
Significant Accounting Policies and Notes on Accounts form an integral part of the financial statements.	1 to 40	

As per our report of even date

For S.C. Bandi & Co.

Chartered Accountants

Firm Registration Number: 130850W

S.C. Bandi

Proprietor

Membership No. 16932

Place: Mumbai

Date: May 22, 2019

For and on behalf of the Board of Directors

S. R. Soni

Chief Executive Officer

Deepak Jatia

Chairman & Managing Director

(DIN : 01068689)

Pavan Kumar Soni

Chief Financial Officer

Tushya Jatia

Executive Director

(DIN: 02228722)

Manoj Jain

Company Secretary

Place: Mumbai

Date: May 22, 2019

NOTES TO FINANCIAL STATEMENTS FOR THE YEAR ENDED MARCH 31, 2019

1 Corporate Information

These statements comprise financial statements of ASI Industries Limited (L14101MH1945PLC256122) for the year ended March 31, 2019. The company is a public company domiciled in India and is incorporated on January 17, 1945 under the provisions of the Companies Act applicable in India. Its shares are listed on Bombay Stock Exchange (BSE) in India. The registered office of the company is located at Marathon Innova, A Wing, 7th Floor, Off: Ganpatrao Kadam Marg, Lower Parel, Mumbai - 400 013.

The Company is principally engaged in the mining, wind power and trading activities.

The financial statements were authorised for issue in accordance with a resolution of the directors on May 22, 2019.

2 Significant Accounting Policies

2.1 Basis of preparation

The financial statements of the company have been prepared and presented in accordance with the Indian Accounting Standards (Ind AS) as notified by Ministry of Corporate Affairs pursuant to Section 133 of the Companies Act, 2013 ("the Act") read with the Companies (Indian Accounting Standards) Rules, 2015 as amended and other relevant provisions of the Act.

The financial statements have been prepared on a historical cost basis, except for the following assets and liabilities which have been measured at fair value or revalued amount:

- Certain financial assets and liabilities measured at fair value or at amortised cost depending on the classification (refer accounting policy regarding financial instruments),
- Employee defined benefit assets/(obligations) are recognised as the net total of the fair value of plan assets, plus actuarial losses, less actuarial gains and the present value of the defined benefit obligations,

Accounting policies have been consistently applied except where a newly issued accounting standard is initially adopted or a revision to an existing accounting standard requires a change in the accounting policy hitherto in use.

2.2 Summary of significant accounting policies

(a) Property, plant and equipment

Property, plant and equipment are stated at cost, net of accumulated depreciation and accumulated impairment losses, if any. Freehold land are stated at cost. The cost comprises purchase price, borrowing costs if capitalization criteria are met and directly attributable cost of bringing the asset to its working condition for the intended use. Any trade discounts and rebates are deducted in arriving at the purchase price.

Each part of an item of property, plant and equipment with a cost that is significant in relation to the total cost of the item is depreciated separately. When significant parts of plant and equipment are required to be replaced at intervals, the Company depreciates them separately based on their specific useful lives. Likewise, when a major inspection is performed, its cost is recognized in the carrying amount of the plant and equipment as a replacement if the recognition criteria are satisfied. All other repair and maintenance costs are recognized in profit or loss as incurred.

Subsequent expenditure related to an item of property, plant and equipment is added to its book value only if it increases the future benefits from its previously assessed standard of performance. All other expenses on existing property, plant and equipment, including day-to-day repair and maintenance expenditure and cost of replacing parts, are charged to the statement of profit and loss for the period during which such expenses are incurred.

Borrowing costs directly attributable to acquisition of property, plant and equipment which take substantial period of time to get ready for its intended use are also included to the extent they relate to the period till such assets are ready to be put to use.

Advances paid towards the acquisition of property, plant and equipment outstanding at each balance sheet date is classified as capital advances under other non-current assets.

An item of property, plant and equipment and any significant part initially recognized is de-recognized upon disposal or when no future economic benefits are expected from its use or disposal. Any gain or loss arising on de-recognition of the asset (calculated as the difference between the net disposal proceeds and the carrying amount of the asset) is included in the statement of profit and loss when the Property, plant and equipment is de-recognized.

Expenditure directly relating to construction activity is capitalized. Indirect expenditure incurred during construction period is capitalized to the extent to which the expenditure is indirectly related to construction or is incidental thereto. Other indirect expenditure (including borrowing costs) incurred during the construction period which is neither related to the construction activity nor is incidental thereto is charged to the statement of profit and loss.

Costs of assets not ready for use at the balance sheet date are disclosed under capital work-in-progress.

Depreciation methods, estimated useful lives and residual value

Depreciation is calculated on straight line basis using the useful lives as prescribed under Schedule II to the Companies Act, 2013. If the management's estimate of the useful life of a item of property, plant and equipment at the time of acquisition or the remaining useful life on a subsequent review is shorter than the envisaged in the

aforesaid schedule, depreciation is provided at a higher rate based on the management's estimate of the useful life/remaining useful life.

The property, plant and equipment acquired under finance leases is depreciated over the asset's useful life or over the shorter of the asset's useful life and the lease term if there is no reasonable certainty that the company will obtain ownership at the end of the lease term. Leasehold assets are amortised on a straight line basis over the balance period of lease.

The assets' residual values and useful lives are reviewed, and adjusted if appropriate, at the end of each reporting period. An asset's carrying amount is written down immediately to its recoverable amount if the asset's carrying amount is greater than its estimated recoverable amount.

(b) Intangible assets

Intangible assets that are acquired by the Company are measured initially at cost. After initial recognition, an intangible asset is carried at its cost less any accumulated amortization and accumulated impairment loss.

Subsequent expenditure is capitalized only when it increases the future economic benefits from the specific asset to which it relates. An intangible asset is derecognized on disposal or when no future economic benefits are expected from its use and disposal.

Losses arising from retirement and gains or losses arising from disposal of an intangible asset are measured as the difference between the net disposal proceeds and the carrying amount of the asset and are recognized in the statement of profit and loss.

Amortisation methods and periods

Intangible assets comprising of Surface Rights are amortized on a straight line basis over the useful life of ten years which is estimated by the management.

The estimated useful lives of intangible assets and the amortisation period are reviewed at the end of each financial year and the amortisation method is revised to reflect the changed pattern, if any.

(c) Research and development

Revenue expenditure pertaining to research is charged to the Statement of Profit and Loss. Development costs of products are also charged to the Statement of Profit and Loss in the year it is incurred, unless a product's technological feasibility has been established, in which case such expenditure is capitalised. These costs are charged to the respective heads in the Statement of Profit and Loss in the year it is incurred. The amount capitalised comprises of expenditure that can be directly attributed or allocated on a reasonable and consistent basis for creating, producing and making the asset ready for its intended use. Fixed assets utilised for research and development are capitalised and depreciated in accordance with the policies stated for Tangible Fixed Assets and Intangible Assets.

(d) Impairment of non financial assets

The Company assesses, at each reporting date, whether there is an indication that an asset may be impaired. If any indication exists, or when annual impairment testing for an asset is required, the Company estimates the asset's recoverable amount. An asset's recoverable amount is the higher of an asset's or cash-generating unit's (CGU) fair value less costs of disposal and its value in use. Recoverable amount is determined for an individual asset, unless the asset does not generate cash inflows that are largely independent of those from other assets or groups of assets. When the carrying amount of an asset or CGU exceeds its recoverable amount, the asset is considered impaired and is written down to its recoverable amount.

In assessing value in use, the estimated future cash flows are discounted to their present value using a pre-tax discount rate that reflects current market assessments of the time value of money and the risks specific to the asset. In determining fair value less costs of disposal, recent market transactions are taken into account. If no such transactions can be identified, an appropriate valuation model is used.

Impairment losses are recognized in the statement of profit and loss. After impairment, depreciation is provided on the revised carrying amount of the asset over its remaining useful life.

When there is indication that an impairment loss recognised for an asset (other than a revalued asset) in earlier accounting periods no longer exists or may have decreased, such reversal of impairment loss is recognised in the Statement of Profit and Loss, to the extent the amount was previously charged to the Statement of Profit and Loss.

(e) Foreign currency translation

(i) Functional and presentation currency

Items included in the financial statements of the entity are measured using the currency of the primary economic environment in which the entity operates ('the functional currency'). The financial statements are presented in Indian rupee (₹), which is entity's functional and presentation currency.

(ii) Transactions and balances

Foreign currency transactions are translated into the functional currency using the exchange rates at the dates of the transactions. Foreign exchange gains and losses resulting from the settlement of such transactions and from the translation of monetary assets and liabilities denominated in foreign currencies at year end exchange rates are recognised in statement of profit or loss. Non monetary assets and liabilities are carried at cost.

(f) Financial Instruments

Financial assets and financial liabilities are recognised when a Company becomes a party to the contractual provisions of the instruments.

Initial Recognition

Financial assets and financial liabilities are initially measured at fair value. Transaction costs that are directly attributable to the acquisition or issue of financial assets and financial liabilities (other than financial assets and financial liabilities at fair value through profit or loss and ancillary costs related to borrowings) are added to or deducted from the fair value of the financial assets or financial liabilities, as appropriate, on initial recognition. Transaction costs directly attributable to the acquisition of financial assets or financial liabilities at fair value through profit or loss are recognised immediately in Statement of Profit and Loss.

Classification and Subsequent Measurement: Financial Assets

The Company classifies financial assets as subsequently measured at amortised cost, fair value through other comprehensive income ("FVOCI") or fair value through profit or loss ("FVTPL") on the basis of following:

- the entity's business model for managing the financial assets and
- the contractual cash flow characteristics of the financial asset.

(i) Amortised Cost

A financial asset shall be classified and measured at amortised cost if both of the following conditions are met:

- the financial asset is held within a business model whose objective is to hold financial assets in order to collect contractual cash flows and
- the contractual terms of the financial asset give rise on specified dates to cash flows that are solely payments of principal and interest on the principal amount outstanding.

(ii) Fair Value through other comprehensive income

A financial asset shall be classified and measured at fair value through OCI if both of the following conditions are met:

- the financial asset is held within a business model whose objective is achieved by both collecting contractual cash flows and selling financial assets and
- the contractual terms of the financial asset give rise on specified dates to cash flows that are solely payments of principal and interest on the principal amount outstanding.

(iii) Fair Value through Profit or Loss

A financial asset shall be classified and measured at fair value through profit or loss unless it is measured at amortised cost or at fair value through OCI.

All recognised financial assets are subsequently measured in their entirety at either amortised cost or fair value, depending on the classification of the financial assets.

Classification and Subsequent Measurement: Financial liabilities

Financial liabilities are classified as either financial liabilities at FVTPL or 'other financial liabilities'.

(i) Financial Liabilities at FVTPL

Financial liabilities are classified as at FVTPL when the financial liability is held for trading or are designated upon initial recognition as FVTPL. Gains or Losses on liabilities held for trading are recognised in the Statement of Profit and Loss.

(ii) Other Financial Liabilities:

Other financial liabilities (including borrowings and trade and other payables) are subsequently measured at amortised cost using the effective interest method.

The effective interest method is a method of calculating the amortised cost of a financial liability and of allocating interest expense over the relevant period. The effective interest rate is the rate that exactly discounts estimated future cash payments (including all fees and points paid or received that form an integral part of the effective interest rate, transaction costs and other premiums or discounts) through the expected life of the financial liability, or (where appropriate) a shorter period, to the net carrying amount on initial recognition.

Impairment of financial assets

Financial assets, other than those at FVTPL, are assessed for indicators of impairment at the end of each reporting period. The Company recognises a loss allowance for expected credit losses on financial asset. In case of trade receivables, the Company follows the simplified approach permitted by Ind AS 109 – Financial Instruments for recognition of impairment loss allowance. The application of simplified approach does not require the Company to track changes in credit risk. The Company calculates the expected credit losses on trade receivables using a provision matrix on the basis of its historical credit loss experience.

Derecognition of financial assets

The Company derecognises a financial asset when the contractual rights to the cash flows from the asset expire, or when it transfers the financial asset and substantially all the risks and rewards of ownership of the asset to another party. If the Company neither transfers nor retains substantially all the risks and rewards of ownership and continues to control the transferred asset, the Company recognises its retained interest in the asset and an associated liability for amounts it may have to pay. If the Company retains substantially all the risks and rewards of ownership of a transferred financial asset, the Company continues to recognise the financial asset and also recognises a collateralised borrowing for the proceeds received.

On derecognition of a financial asset in its entirety, the difference between the asset's carrying amount and the

sum of the consideration received and receivable and the cumulative gain or loss that had been recognised in other comprehensive income and accumulated in equity is recognised in profit or loss if such gain or loss would have otherwise been recognised in profit or loss on disposal of that financial asset.

Derecognition of financial liabilities

A financial liability is derecognized when the obligation under the liability is discharged or cancelled or expires. When an existing financial liability is replaced by another from the same lender on substantially different terms, or the terms of an existing liability are substantially modified, such an exchange or modification is treated as the derecognition of the original liability and the recognition of a new liability. The difference in the respective carrying amounts is recognized in the statement of profit or loss.

Equity investment in subsidiaries

Investment in subsidiaries are carried at cost. Impairment recognized, if any, is reduced from the carrying value.

Offsetting of financial instruments

Financial assets and financial liabilities are offset and the net amount is reported in the balance sheet if there is a currently enforceable legal right to offset the recognised amounts and there is an intention to settle on a net basis, to realise the assets and settle the liabilities simultaneously.

(g) Financial liabilities and equity instruments

Classification as debt or equity

Debt and equity instruments issued by the Company are classified as either financial liabilities or as equity in accordance with the substance of the contractual arrangements and the definitions of a financial liability and an equity instrument.

Equity instruments

An equity instrument is any contract that evidences a residual interest in the assets of an entity after deducting all of its liabilities. Equity instruments issued by a Company are recognised at the proceeds received.

(h) Taxes

- (i) Current income tax** Current income tax assets and liabilities are measured at the amount expected to be recovered from or paid to the taxation authorities. The tax rates and tax laws used to compute the amount are those that are enacted or substantively enacted, at the reporting date in the countries where the company operates and generates taxable income.

Current income tax relating to items recognised outside profit or loss is recognised outside profit or loss (either in other comprehensive income or in equity). Current tax items are recognised in correlation to the underlying transaction either in OCI or directly in equity. Management

periodically evaluates positions taken in the tax returns with respect to situations in which applicable tax regulations are subject to interpretation and establishes provisions where appropriate.

(ii) Deferred tax

Deferred income tax is recognized using the balance sheet approach, deferred tax is recognized on temporary differences at the balance sheet date between the tax bases of assets and liabilities and their carrying amounts for financial reporting purposes, except when the deferred income tax arises from the initial recognition of goodwill or an asset or liability in a transaction that is not a business combination and affects neither accounting nor taxable profit or loss at the time of the transaction.

Deferred income tax assets are recognized for all deductible temporary differences, carry forward of unused tax credits and unused tax losses, to the extent that it is probable that taxable profit will be available against which the deductible temporary differences, and the carry forward of unused tax credits and unused tax losses can be utilized.

The carrying amount of deferred income tax assets is reviewed at each balance sheet date and reduced to the extent that it is no longer probable that sufficient taxable profit will be available to allow all or part of the deferred income tax asset to be utilized. Deferred income tax assets and liabilities are measured at the tax rates that are expected to apply in the period when the asset is realized or the liability is settled, based on tax rates (and tax laws) that have been enacted or substantively enacted at the balance sheet date.

Deferred tax assets and deferred tax liabilities are offset if a legally enforceable right exists to set off current tax assets against current tax liabilities and the deferred taxes relate to the same taxable entity and the same taxation authority.

(i) Inventories

Inventories are valued at the lower of cost and net realisable value.

Costs incurred in bringing each product to its present location and condition are accounted for as follows:

Raw materials: cost includes cost of purchase and other costs incurred in bringing the inventories to their present location and condition. Cost is determined on weighted average basis.

Finished goods and work in progress: cost includes cost of direct materials and labour and a proportion of direct overheads. Cost is determined on weighted average basis.

Traded goods: cost includes cost of purchase and other costs incurred in bringing the inventories to their present location and condition. Cost is determined on weighted average basis.

Net realisable value is the estimated selling price in the ordinary course of business, less estimated costs of completion and the estimated costs necessary to make the sale. The net realizable value of work-in-progress is determined with reference to the selling prices of related finished products. Raw materials and other supplies held for use in production of finished products are not written down below cost except in cases where material prices have declined and it is estimated that the cost of the finished products will exceed their net realizable value.

(j) Revenue recognition

Revenue is measured at the fair value of the consideration received or receivable. Amounts disclosed as revenue are net of returns, trade allowances, rebates, value added taxes and amounts collected on behalf of third parties. The company recognises revenue when the amount of revenue can be reliably measured, it is probable that future economic benefits will flow to the entity and specific criteria have been met for each of the company's activities as described below. The company bases its estimates on historical results, taking into consideration the type of customer, the type of transaction and the specifics of each arrangement.

Recognising revenue from major business activities

(i) Sale of goods

Revenue from the sale of goods is recognised when the significant risks and rewards of ownership of the goods have passed to the buyer, usually on delivery of the goods. Revenue from the sale of goods is measured at the fair value of the consideration received or receivable, net of returns and allowances, trade discounts and volume rebates.

(ii) Interest income

For all debt instruments measured either at amortised cost or at fair value through other comprehensive income, interest income is recorded using the effective interest rate (EIR).

(iii) Dividend income

Revenue is recognised when the company's right to receive the payment is established, which is generally when shareholders approve the dividend.

(k) Employee benefits

(i) Short-term obligations

Liabilities for wages and salaries, including non-monetary benefits that are expected to be settled wholly within 12 months after the end of the period in which the employees render the related service are recognised in respect of employees' services up to the end of the reporting period and are measured at the amounts expected to be paid when the liabilities are settled.

(ii) Other long-term employee benefit obligations

The earned leave obligations are presented as current liabilities in the balance sheet as the entity does not have

an unconditional right to defer settlement for at least twelve months after the reporting period, regardless of when the actual settlement is expected to occur.

(iii) Post-employment obligations

The company operates the following post-employment schemes:

(a) defined benefit plans viz gratuity, (b) defined contribution plans viz provident fund.

Gratuity obligations

The liability or asset recognised in the balance sheet in respect of defined benefit gratuity plans is the present value of the defined benefit obligation at the end of the reporting period less the fair value of plan assets. The defined benefit obligation is calculated annually by actuaries using the projected unit credit method. The plan assets are administered by the approved gratuity fund trust.

The present value of the defined benefit obligation is determined by discounting the estimated future cash outflows by reference to market yields at the end of the reporting period on government bonds that have terms approximating to the terms of the related obligation.

The net interest cost is calculated by applying the discount rate to the net balance of the defined benefit obligation and the fair value of plan assets. This cost is included in employee benefit expense in the statement of profit and loss.

Remeasurement gains and losses arising from experience adjustments and changes in actuarial assumptions are recognised in the period in which they occur, directly in other comprehensive income. They are included in retained earnings in the statement of changes in equity and in the balance sheet.

Changes in the present value of the defined benefit obligation resulting from plan amendments or curtailments are recognised immediately in profit or loss as past service cost.

Defined contribution plans

The company pays provident fund contributions to approved provident fund trust and publicly administered provident funds. The company has no further payment obligations once the contributions have been paid. The contributions are accounted for as defined contribution plans and the contributions are recognised as employee benefit expense when they are due. Prepaid contributions are recognised as an asset to the extent that a cash refund or a reduction in the future payments is available.

(iii) Termination benefits

Termination benefits are payable when employment is terminated by the company before the normal retirement date, or when an employee accepts voluntary redundancy in exchange for these benefits.

(l) Leases

The determination of whether an arrangement is (or contains) a lease is based on the substance of the arrangement at the inception of the lease. The arrangement is, or contains, a lease if fulfillment of the arrangement is dependent on the use of a specific asset or assets and the arrangement conveys a right to use the asset or assets, even if that right is not explicitly specified in an arrangement.

(i) As a lessee

A lease is classified at the inception date as a finance lease or an operating lease. Leases of property, plant and equipment where the company, as lessee, has substantially all the risks and rewards of ownership are classified as finance leases.

Leases in which a significant portion of the risks and rewards of ownership are not transferred to the company as lessee are classified as operating leases. Payments made under operating leases are charged to profit or loss on a straight-line basis over the period of the lease unless the payments are structured to increase in line with expected general inflation to compensate for the lessor's expected inflationary cost increases.

(ii) As a lessor

Leases are classified as finance leases when substantially all of the risks and rewards of ownership transfer from the Company to the lessee. Amounts due from lessees under finance leases are recorded as receivables at the Company's net investment in the leases. Finance lease income is allocated to accounting periods so as to reflect a constant periodic rate of return on the net investment outstanding in respect of the lease.

Lease income from operating leases where the company is a lessor is recognised in income on a straight-line basis over the lease term unless the receipts are structured to increase in line with expected general inflation to compensate for the expected inflationary cost increases. The respective leased assets are included in the balance sheet based on their nature.

(m) Provisions, Contingent Liabilities and Contingent Assets

Provisions are recognised when the Company has a present obligation (legal or constructive) as a result of a past event and it is probable that an outflow of resources, that can be reliably estimated, will be required to settle such an obligation.

If the effect of the time value of money is material, provisions are determined by discounting the expected future cash flows to net present value using an appropriate pre-tax discount rate that reflects current market assessments of the time value of money and, where appropriate, the risks specific to the liability. Unwinding of the discount is recognised in the Statement of Profit and Loss as a finance cost. Provisions are reviewed at each reporting date and are adjusted to reflect the current best estimate.

A present obligation that arises from past events where it is either not probable that an outflow of resources will be required to settle or a reliable estimate of the amount cannot be made, is disclosed as a contingent liability. Contingent liabilities are also disclosed when there is a possible obligation arising from past events, the existence of which will be confirmed only by the occurrence or non-occurrence of one or more uncertain future events not wholly within the control of the Company.

Claims against the Company where the possibility of any outflow of resources in settlement is remote, are not disclosed as contingent liabilities.

Contingent assets are not recognised in financial statements since this may result in the recognition of income that may never be realised. However, when the realisation of income is virtually certain, then the related asset is not a contingent asset and is recognised.

(n) Borrowing costs

Borrowing costs are interest and other costs that the Company incurs in connection with the borrowing of funds and is measured with reference to the effective interest rate (EIR) applicable to the respective borrowing.

Borrowing costs, allocated to qualifying assets, pertaining to the period from commencement of activities relating to construction / development of the qualifying asset up to the date of capitalisation of such asset are added to the cost of the assets. Capitalisation of borrowing costs is suspended and charged to the Statement of Profit and Loss during extended periods when active development activity on the qualifying assets is interrupted.

All other borrowing costs are recognised as an expense in the period which they are incurred.

(o) Segment Reporting - Identification of Segments

An operating segment is a component of the Company that engages in business activities from which it may earn revenues and incur expenses, whose operating results are regularly reviewed by the company's chief operating decision maker to make decisions for which discrete financial information is available. Based on the management approach as defined in Ind AS 108, the chief operating decision maker evaluates the Company's performance and allocates resources based on an analysis of various performance indicators by business segments and geographic segments.

(p) Earnings per share

Basic earnings per share

Basic earnings per share is calculated by dividing:

- the profit attributable to owners of the company
- by the weighted average number of equity shares outstanding during the financial year, adjusted for bonus elements in equity shares issued during the year

Diluted earnings per share

Diluted earnings per share adjusts the figures used in the determination of basic earnings per share to take into account:

- the after income tax effect of interest and other financing costs associated with dilutive potential equity
- the weighted average number of additional equity shares that would have been outstanding assuming the conversion of all dilutive potential equity shares.

(q) Cash and cash equivalents

Cash and cash equivalent in the balance sheet comprise cash at banks and on hand and short-term deposits with an original maturity of three months or less, which are subject to an insignificant risk of changes in value.

For the purpose of the statement of cash flows, cash and cash equivalents consist of cash and short-term deposits, as defined above, net of outstanding bank overdrafts as they are considered an integral part of the Company's cash management.

(r) Current/non current classification

The Company presents assets and liabilities in the balance sheet based on current/ non-current classification. An asset is treated as current when it is:

- Expected to be realised or intended to be sold or consumed in normal operating cycle
- Held primarily for the purpose of trading
- Expected to be realised within twelve months after the reporting period, or
- Cash or cash equivalent unless restricted from being exchanged or used to settle a liability for at least twelve months after the reporting period

All other assets are classified as non-current.

A liability is current when:

- It is expected to be settled in normal operating cycle
- It is held primarily for the purpose of trading
- It is due to be settled within twelve months after the reporting period, or
- There is no unconditional right to defer the settlement of the liability for at least twelve months after the reporting period

The company classifies all other liabilities as non-current.

Deferred tax assets and liabilities are classified as non-current assets and liabilities.

The operating cycle is the time between the acquisition of assets for processing and their realisation in cash and cash equivalents. The company has identified twelve months as its operating cycle.

(s) Dividends

Provision is made for the amount of any dividend declared, being appropriately authorised and no longer at the discretion of the entity, on or before the end of the reporting period but not distributed at the end of the reporting period.

(t) Rounding of amounts

All amounts disclosed in the financial statements and notes have been rounded off to the nearest Lakh as per the requirement of Schedule III, unless otherwise stated.

(u) Recent accounting pronouncements

Ind AS 116:

On March 30, 2019, the Ministry of Corporate Affairs (MCA) has notified Ind AS 116 Leases, under Companies (Indian Accounting Standards) Amendment Rules, 2019 which is applicable with effect from April 1, 2019.

Ind AS 116 sets out the principles for the recognition, measurement, presentation and disclosure of leases for both parties to a contract i.e., the lessee and the lessor. Ind AS 116 introduces a single lease accounting model for lessee and requires the lessee to recognize right of use assets and lease liabilities for all leases with a term of more than twelve months, unless the underlying asset is low value in nature. Currently, operating lease expenses are charged to the statement of profit and loss. Ind AS 116 substantially carries forward the lessor accounting requirements in Ind AS 17.

As per Ind As 116, the lessee needs to recognize depreciation on rights of use assets and finance costs on lease liabilities in the statement of profit and loss. The lease payments made by the lessee under the lease arrangement will be adjusted against the lease liabilities.

The Company will adopt the new standard on the required effective date.

3 Significant accounting judgements, estimates and assumptions

The preparation of these financial statements in conformity with the recognition and measurement principles of Ind AS requires the management of the Company to make estimates and assumptions that affect the reported balances of assets and liabilities, disclosures relating to contingent liabilities as at the date of the financial statements and the reported amounts of income and expense for the periods presented.

This note provides an overview of the areas that involved a higher degree of judgement or complexity, and of items which are more likely to be materially adjusted due to estimates and assumptions turning out to be different than those originally assessed. Detailed information about each of these estimates and judgements is included in relevant notes together with information about the basis of calculation for each affected line item in the financial statements.

Critical estimates and judgements

(i) Estimation of net realizable value for inventory

Inventory is stated at the lower of cost and net realizable value (NRV).

NRV for completed inventory is assessed by reference to market conditions and prices existing at the reporting date and is determined by the Company, based on comparable transactions identified.

(ii) Impairment of non - financial assets

The Company assesses, at each reporting date, whether there is an indication that an asset may be impaired. If any indication exists, or when annual impairment testing for an asset is required, the Company estimates the asset's recoverable amount. An asset's recoverable amount is the higher of an asset's or cash-generating unit's (CGU) fair value less costs of disposal and its value in use. Recoverable amount is determined for an individual asset, unless the asset does not generate cash inflows that are largely independent of those from other assets or groups of assets. When the carrying amount of an asset or CGU exceeds its recoverable amount, the asset is considered impaired and is written down to its recoverable amount.

In assessing value in use, the estimated future cash flows are discounted to their present value using a pre-tax discount rate that reflects current market assessments of the time value of money and the risks specific to the asset. In determining fair value less costs of disposal, recent market transactions are taken into account. If no such transactions can be identified, an appropriate valuation model is used.

(iii) Recoverability of trade receivables

In case of trade receivables, the Company follows the simplified approach permitted by Ind AS 109 – Financial Instruments for recognition of impairment loss allowance. The application of simplified approach does not require the Company to track changes in credit risk. The Company calculates the expected credit losses on trade receivables using a provision matrix on the basis of its historical credit loss experience.

(iv) Useful lives of property, plant and equipment/intangible assets

The Company reviews the useful life of property, plant and equipment/intangible assets at the end of each reporting period. This reassessment may result in change in depreciation expense in future periods.

(v) Valuation of deferred tax assets

The Company reviews the carrying amount of deferred tax assets at the end of each reporting period. The policy for the same has been explained under Note above.

(vi) Defined benefit plans

The cost of the defined benefit gratuity plan and other post-employment medical benefits and the present value of the gratuity obligation are determined using actuarial valuations. An actuarial valuation involves making various assumptions that may differ from actual developments in the future. These include the determination of the discount rate, future salary increases and mortality rates. Due to the complexities involved in the valuation and its long-term nature, a defined benefit obligation is highly sensitive to changes in these assumptions. All assumptions are reviewed at each reporting date.

4. PROPERTY, PLANT AND EQUIPMENT

(₹ in Lacs)

Particulars	Land	Buildings	Plant and Equipments	Furniture and Fixtures	Vehicles	Office Equipments	Computer Hardwares	Electric Installations	Total
GROSS CARRYING VALUE									
As at April 1, 2017	9,731.57	3,927.93	1,469.96	54.81	1,287.39	5.02	16.34	215.32	16,708.34
Additions	39.77	101.80	248.76	563.07	580.54	0.75	10.76	114.52	1,659.97
Disposals	-	-	(21.73)	-	(68.59)	-	-	-	(90.32)
Other Adjustments	-	-	-	-	-	-	-	-	-
As at March 31, 2018	9,771.34	4,029.73	1,696.99	617.88	1,799.34	5.77	27.10	329.84	18,277.99
Additions	36.50	16.07	318.09	3.58	1.84	1.53	1.77	24.31	403.69
Disposals	(52.63)	-	(62.83)	-	(5.78)	-	-	-	(121.24)
Other Adjustments	-	-	-	-	-	-	-	-	-
As at March 31, 2019	9,755.21	4,045.80	1,952.25	621.46	1,795.40	7.30	28.87	354.15	18,560.44
ACCUMULATED DEPRECIATION/ IMPAIRMENT									
As at April 1, 2017	-	74.43	179.84	9.17	236.86	1.85	3.47	27.96	533.58
Depreciation for the year	-	77.28	169.76	60.70	237.75	1.06	5.43	39.68	591.66
Deductions\Adjustments during the period	-	-	(7.95)	-	(22.93)	-	-	-	(30.88)
As at March 31, 2018	-	151.71	341.65	69.87	451.68	2.91	8.90	67.64	1,094.36
Depreciation for the year	-	79.80	153.12	65.88	213.40	1.05	6.22	43.02	562.49
Deductions\Adjustments during the period	-	-	(61.72)	-	(1.85)	-	-	-	(63.57)
As at March 31, 2019	-	231.51	433.05	135.75	663.23	3.96	15.12	110.66	1,593.28
Net Carrying value as at March 31, 2019	9,755.21	3,814.29	1,519.20	485.71	1,132.17	3.34	13.75	243.49	16,967.16
Net Carrying value as at March 31, 2018	9,771.34	3,878.02	1,355.34	548.01	1,347.66	2.86	18.20	262.20	17,183.63

Notes:**i. Assets under Construction**

Capital work in progress comprises building being constructed/renovated and new equipments installed at Kota, Rajasthan site.

(₹ in Lacs)

Particulars**As at April 1, 2017**

Additions

Amount Capitalised

Other Adjustments

As at March 31, 2018

Additions

Amount Capitalised

Other Adjustments

As at March 31, 2019**Amount**

18.29

154.81

(156.00)

-

17.10

1,256.10

(27.68)

-

1,245.52

ii. Contractual Obligations

Refer to Note 30 for disclosure of contractual commitments for the acquisition of property, plant and equipment.

5. INTANGIBLE ASSETS

(₹ in Lacs)

Particulars	Amount
GROSS CARRYING VALUE	
As at April 1, 2017	29.05
Additions	-
Other Adjustments	-
As at March 31, 2018	29.05
Additions	-
Other Adjustments	-
As at March 31, 2019	29.05
ACCUMULATED AMORTISATION AND IMPAIRMENT	
As at April 1, 2017	3.28
Amortisation for the year	3.22
Deductions\Adjustments during the period	-
As at March 31, 2018	6.50
Amortisation for the year	3.19
Deductions\Adjustments during the period	-
As at March 31, 2019	9.69
Net Carrying value as at March 31, 2019	19.36
Net Carrying value as at March 31, 2018	22.55

6. FINANCIAL ASSETS

(₹ in Lacs)

Particulars	March 31, 2019	March 31, 2018
(A) INVESTMENTS		
Non Current		
(1) Investments carried at fair value through Other Comprehensive Income		
Unquoted		
Investments in Equity Instruments		
4,10,000 Equity Shares of ₹ 10/- each fully paid up in Stone Masters (India) Pvt. Ltd. (March 31, 2018: 4,10,000)	670.46	814.02
100 Equity Shares of ₹ 25/- each fully paid up in Sarvodaya Sahakari Samiti Limited (March 31, 2018:100)	0.03	0.03
	670.49	814.05
(2) Investments carried at Cost		
Unquoted		
Investments in Equity Instruments of Subsidiaries		
41,50,000 Equity Shares of USD 1 each fully paid up in ASI Global Limited, Mauritius (March 31, 2018: 41,50,000)	2,756.42	2,756.42
100 Equity Shares of AED 1000 each fully paid up in AL-Rawasi Rock and Aggregate LLC, UAE (March 31, 2018: 100)	45.85	45.85
	2,802.27	2,802.27
Total	3,472.76	3,616.32

Particulars	March 31, 2019	March 31, 2018
Aggregate amount of quoted investments	-	-
Market value of quoted investments	-	-
Aggregate amount of unquoted investments	3,472.76	3,616.32
Current		
Investments carried at fair value through Other Comprehensive Income		
Quoted		
Investments in Equity Instruments		
7,000 Equity Shares of ₹ 10/- each fully paid up in Aditya Birla Capital Limited (March 31, 2018: 7,000)	6.84	10.21
Total	<u>6.84</u>	<u>10.21</u>
Aggregate amount of quoted investments	6.84	10.21
Market value of quoted investments	6.84	10.21
Aggregate amount of unquoted investments	-	-
(B) LOANS		
Non Current		
Unsecured and Considered Good		
Loans to Subsidiary (Refer Note 32)	3,287.28	3,606.17
Total	<u>3,287.28</u>	<u>3,606.17</u>
Current		
Unsecured and Considered Good		
Loans to Employees	11.21	12.21
Loans to Others	-	1,643.65
Total	<u>11.21</u>	<u>1,655.86</u>
(C) OTHER FINANCIAL ASSETS		
Current		
Financial assets carried at amortised cost		
Security Deposits	189.59	156.64
Interest Accrued on Fixed Deposits	3.20	3.08
Receivables from Subsidiary	-	2.31
Total	<u>192.79</u>	<u>162.03</u>

7. INVENTORIES

Particulars	March 31, 2019	March 31, 2018
		(₹ in Lacs)
(Valued at lower of Cost and Net Realisable value)		
Work-in-process	874.09	671.38
Finished goods	914.47	1,026.30
Stores and Spares including Goods in Transit ₹ 14.58 Lacs (March 31, 2018: ₹ 17.76 Lacs)	196.94	199.94
Total	<u>1,985.50</u>	<u>1,897.62</u>

8. TRADE RECEIVABLES

(₹ in Lacs)

Particulars	March 31, 2019	March 31, 2018
Current		
Trade Receivables from customers	8,415.97	7,860.38
Trade Receivables from Subsidiary (Refer Note 32)	-	2.11
	<u>8,415.97</u>	<u>7,862.49</u>
Breakup of Security details		
Secured, considered good	-	-
Unsecured, considered good	8,630.13	7,974.07
Doubtful	-	-
	<u>8,630.13</u>	<u>7,974.07</u>
Loss Allowance (allowance for bad and doubtful debts)		
Unsecured, considered good	214.16	111.58
Doubtful	-	-
	<u>214.16</u>	<u>111.58</u>
	<u>8,415.97</u>	<u>7,862.49</u>

9. CASH AND CASH EQUIVALENTS

(₹ in Lacs)

Particulars	March 31, 2019	March 31, 2018
Balances with banks on current accounts	113.74	113.83
Cash on hand	10.90	10.67
Total	<u>124.64</u>	<u>124.50</u>

10. OTHER BANK BALANCES

(₹ in Lacs)

Particulars	March 31, 2019	March 31, 2018
Deposits with banks to the extent held as margin money *	295.54	273.96
Unclaimed Dividend Accounts	40.28	39.25
Unclaimed sales proceeds of Fractional Bonus Shares	0.02	0.02
Other Deposits with banks **	286.81	286.59
Total	<u>622.65</u>	<u>599.82</u>

* Pledged with the Bank towards Letter of Credit and Bank Guarantee availed by the Company. Deposits having maturity period of more than twelve months amounting ₹ 0.60 Lacs (March 31, 2018: ₹ Nil)

** Pledged with Government Department as security ₹ 279.80 Lacs (March 31, 2018: ₹ 286.59 Lacs). Deposits having maturity period of more than twelve months amounting ₹ 157.85 Lakhs (March 31, 2018: ₹ 158.93 Lacs)

11. OTHER ASSETS

(₹ in Lacs)

Particulars	March 31, 2019	March 31, 2018
Non Current		
Capital Advances	5,537.78	277.21
Advances other than Capital advances		
- Prepaid expenses	15.44	3.29
- Payment of Taxes (Net of Provisions)	90.21	118.71
Total	<u>5,643.43</u>	<u>399.21</u>

Current

Advance against purchases and expenses	214.52	96.34
Prepaid expenses	55.42	54.93
Balances with Statutory, Government Authorities	419.57	396.18
Other current assets	528.54	472.29
Total	1,218.05	1,019.73

12. SHARE CAPITAL
i. Authorised Share Capital

(₹ in Lacs)

Particulars	Equity Share		Redeemable Preference Share	
	Number	Amount	Number	Amount
At April 1, 2017	230,000,000	2,300.00	200,000	200.00
Increase/(decrease) during the year	-	-	-	-
At March 31, 2018	230,000,000	2,300.00	200,000	200.00
Increase/(decrease) during the year	-	-	-	-
At March 31, 2019	230,000,000	2,300.00	200,000	200.00

Terms/rights attached to equity shares

The Company has only one class of equity share having a par value of ₹ 1 per share. Each holder of equity shares is entitled to one vote per share. The Company declares and pays dividends in Indian Rupees. The dividend proposed by the Board of Directors is subject to the approval of the shareholders in the ensuing Annual General Meeting. During the year ended March 31, 2019, the amount of per share dividend recognized as distributions to equity shareholders was ₹ 0.30 per share (Previous year ₹ 0.30 per share) (Refer Note 31).

In the event of liquidation of the company, the holders of equity shares will be entitled to receive remaining assets of the company, after distribution of all preferential amounts. The distribution will be in proportion to the number of equity shares held by the shareholders.

ii. Issued Capital

(₹ in Lacs)

Particulars	Number	Amount
Equity shares of ₹ 1 each issued, subscribed and fully paid		
At April 1, 2017	82,854,663	828.55
Issued during the period	-	-
At March 31, 2018	82,854,663	828.55
Issued during the period	-	-
At March 31, 2019	82,854,663	828.55

iii. Details of shareholders holding more than 5% shares in the company

Name of the shareholder	As at March 31, 2019		As at March 31, 2018	
	Number	% holding	Number	% holding
Equity shares of ₹ 1 each fully paid				
Deejay Mining & Exports Private Limited	40,714,762	49.14%	40,714,762	49.14%
Stone Masters (India) Private Limited	14,221,462	17.15%	14,221,462	17.15%

As per records of the Company, including its register of shareholders/members and other declarations received from shareholders regarding beneficial interest, the above shareholding represents both legal and beneficial ownerships of shares.

iv. **Aggregate number of equity shares issued as bonus, shares issued for consideration other than cash and shares bought back during the period of five years immediately preceding the reporting date:**

Particulars	March 31, 2019 Number	March 31, 2018 Number	March 31, 2017 Number	March 31, 2016 Number	March 31, 2015 Number
Shares have been issued as fully - paid Bonus Shares by capitalisation of General Reserve		-	1,65,70,933	-	-

v. **None of the above shares are reserved for issue under options/contract/commitments for sale of shares or disinvestment.**

13. OTHER EQUITY

i. Reserves and Surplus

Particulars	(₹ in Lacs)	
	March 31, 2019	March 31, 2018
(a) General Reserve	3,325.33	3,074.81
(b) Retained Earnings	11,853.28	10,471.22
(c) Property, Plant and Equipment Reserve	8,696.05	8,748.49
	<u>23,874.66</u>	<u>22,294.52</u>
(a) General Reserve		
Particulars		
Opening balance	3,074.81	2,874.81
Add/(Less):		
Transfer from Retained Earnings	200.00	200.00
Transfer on sale of revalued assets	50.52	-
Issue of Bonus shares	-	-
Closing balance	<u>3,325.33</u>	<u>3,074.81</u>
General reserve is created from time to time by way of transfer from free reserve for appropriation purpose. General Reserve is created by transfer from one component of equity to another.		
(b) Retained Earnings		
Opening balance	10,471.22	9,361.30
Net Profit/(Loss) for the period	1,908.91	1,447.55
Add/(Less):		
Transfer to General Reserve	(200.00)	(200.00)
Equity Dividend Paid	(248.56)	(248.56)
Tax on equity dividend paid	(51.09)	(50.61)
Transfer on Sale of FVTOCI Investments	-	0.68
Items of Other Comprehensive Income directly recognised in Retained Earnings		
Remeasurement of post employment benefit obligation, net of tax	(27.20)	160.86
Closing balance	<u>11,853.28</u>	<u>10,471.22</u>
(c) Property, Plant and Equipment Reserve		
Opening balance	8,748.49	8,748.49
Add/(Less): Transfer on sale of revalued assets	(52.44)	-
Closing balance	<u>8,696.05</u>	<u>8,748.49</u>
Property, plant and equipment reserve represents reserve created on revaluation of freehold land in the year 2006-07. It is a non distributable reserve.		

(₹ in Lacs)

ii. Components of Other Comprehensive Income

Equity Instruments through OCI

504.59 617.79

504.59 617.79

Equity Instruments through OCI

Opening balance

617.79 791.88

Changes in the Fair Valuation

(113.20) (173.41)

Transfer on Sale of FVTOCI Investments

- (0.68)

Closing balance**504.59 617.79****14. BORROWINGS**

(₹ in Lacs)

Particulars**March 31, 2019****March 31, 2018****Non Current Borrowings****Secured**

Term Loans

From Banks

9,641.81 6,462.24

From Others

- -

(A) **9,641.81 6,462.24****Current Maturity of Non Current Borrowings**

Term Loans

From Banks

1,377.23 1,155.05

From Others

- -

(B) **1,377.23 1,155.05****Total (A)-(B) 8,264.58 5,307.19****Nature of Security and Terms of Repayment**

- Term loan from Bank, balance outstanding amounting to ₹ 566.14 Lacs (March 31, 2018: ₹ 799.59 Lacs) is secured by first charge on the specific immovable property and guaranteed by Directors. Repayable in 115 EMI of ₹ 24.94 Lacs starting from November 2011. Last installment due in May, 2021 (Current Rate of Interest as on 31.03.2019 is 9.60% p.a.)
- Term loan from Bank, balance outstanding amounting to ₹ 943.52 Lacs (March 31, 2018: ₹ 1074.56 Lacs) is secured by first charge on the specific immovable property and guaranteed by Directors. Repayable in 116 EMI of ₹ 20.09 Lacs starting from December, 2014. Last installment due in June, 2024 (Current Rate of Interest as on 31.03.2019 is 10.95% p.a.)
- Term loan from Bank, balance outstanding amounting to ₹ Nil (March 31, 2018: ₹ 21.67 Lacs) is secured by first charge on the specific immovable property and guaranteed by Directors. Repayable in 36 EMI of ₹ 7.22 Lacs (excluding interest) starting from July, 2015. Last installment due in June, 2018 (Current Rate of Interest as on 31.03.2019 is 11.10% p.a.)
- Equipment and vehicle loan balance outstanding amounting to ₹ 349.66 Lacs (March 31, 2018: ₹ 458.95 Lacs) is secured by hypothecation of specific assets and guaranteed by Directors. Repayable in 36 EMI of ₹ 11.84 Lacs starting from Jan, 2018. Last installment due in Dec., 2021 (Current Rate of Interest as on 31.03.2019 is 8% p.a.)
- Equipment and vehicle loan balance outstanding amounting to ₹ 110.34 Lacs (March 31, 2018: ₹ 143.70 Lacs) is secured by hypothecation of specific assets and guaranteed by Directors. Repayable in 36 EMI of ₹ 3.64 Lacs starting from Feb., 2018. Last installment due in Jan., 2022 (Current Rate of Interest as on 31.03.2019 is 8% p.a.)
- Vehicle loans balance outstanding amounting to ₹ 252.06 Lacs (March 31, 2018: ₹ 374.06 Lacs) is secured by hypothecation of specific vehicle and guaranteed by Directors. Repayable on various payment dates starting from Mar, 2016 and last installment due in June, 2021. (Rate of Interest ranging from 7.99% to 9.36% p.a.)
- ECB Loan from Bank, balance outstanding amounting to ₹ 3272.27 Lacs (March 31, 2018: ₹ 3589.71 Lacs) is secured by first charge on the specific immovable property and guaranteed by Directors. Repayable in 26 quarterly installment starting from February, 2017. Last installment due in May, 2023 (Current Rate of Interest as on 31.03.2019 is 5.16% p.a.)

- h. Equipment and vehicle loan balance outstanding amounting to ₹ 84.52 Lacs (March 31,2018: ₹ Nil) is secured by hypothecation of specific assets and guaranteed by Directors. Repayable in 47 EMI of ₹ 2.26 Lacs starting from Jan.,2019. Last installment due in Nov., 2022 (Current Rate of Interest as on 31.03.2019 is 9% p.a.)
- i. Equipment and vehicle loan balance outstanding amounting to ₹ 219.69 Lacs (March 31,2018: ₹ Nil) is secured by hypothecation of specific assets and guaranteed by Directors. Repayable in 47 EMI of ₹ 6.00 Lacs starting from Dec.,2018. Last installment due in Oct., 2022 (Current Rate of Interest as on 31.03.2019 is 9% p.a.)
- j. Equipment and vehicle loan balance outstanding amounting to ₹ 99.75 Lacs (March 31,2018: ₹ Nil) is secured by hypothecation of specific assets and guaranteed by Directors. Repayable in 36 EMI of ₹ 4.58 Lacs starting from April, 2018. Last installment due in March, 2021 (Current Rate of Interest as on 31.03.2019 is 9.50% p.a.)
- k. Term Loan from Bank, balance outstanding amounting to ₹ 3743.86 Lacs (March 31, 2018: ₹ Nil) is secured by first charge on some specific immovable properties along with all the assets of new engineered stone project and guaranteed by Directors/ Group Company. Repayable in 10 years including moratorium period of two years and quarterly installment starting from June 2021. Last installment due in March, 2029 (Current Rate of Interest as on 31.03.2019 is 6.60% to 6.63% p.a.)

Particulars	(₹ in Lacs)	
	March 31, 2019	March 31, 2018
Current Borrowings		
Secured		
(a) Cash Credit / WCDL / Overdraft from Bank	3,624.79	3,592.33
(b) Bills Payable	2,497.85	1,873.80
Unsecured		
(c) Loans from Others	-	-
Total	6,122.64	5,466.13

Nature of Security

- (a) Cash Credit/ WCDL from bank is secured by first charge by way of hypothecation of mining and stone related business stock, book debts, etc. and equitable mortgage on specific immovable property and guaranteed by Directors.
- (b) Bills Payable is secured by first charge by way of hypothecation of trading business related stock, book debts etc. and equitable mortgage on specific immovable properties and guaranteed by Directors.

Net debt Reconciliation

Particulars	(₹ in Lacs)		
	Liabilities from financing activities		
	Non Current Borrowings	Current Borrowings	Total
Net Debt as at April 1, 2017	6,768.04	6,018.09	12,786.13
Cash Inflows	780.22	6,212.59	6,992.81
Cash Outflows	(1,046.57)	(6,764.55)	(7,811.12)
Interest Expense	475.58	294.48	770.06
Interest Paid	(479.73)	(294.48)	(774.21)
Net Debt as at March 31, 2018	6,497.54	5,466.13	11,963.67
Cash Inflows	4,215.54	2,866.66	7,082.20
Cash Outflows	(1,035.97)	(2,210.15)	(3,246.12)
Interest Expense	455.20	272.47	727.67
Interest Paid	(455.92)	(272.47)	(728.39)
Net Debt as at March 31, 2019	9,676.39	6,122.64	15,799.03

15. INCOME TAX

Deferred Tax

(₹ in Lacs)

March 31, 2018

Particulars	March 31, 2019	March 31, 2018
Deferred tax relates to the following:		
Accelerated Depreciation for Tax purpose	(389.67)	(361.13)
Revaluation of FVTOCI investments to fair value	(130.12)	(165.44)
Disallowances u/s 43B of Income Tax Act, 1961	37.82	36.63
Impairment on Financial Assets	62.36	32.49
Net Deferred Tax Assets / (Liabilities)	(419.61)	(457.45)
Movement in deferred tax liabilities/assets		
Particulars	March 31, 2019	March 31, 2018
Opening balance as of April 1	(457.45)	(485.08)
Tax income/(expense) during the period recognised in Statement of Profit and Loss	4.10	(17.39)
Tax income/(expense) during the period recognised in Other Comprehensive Income	33.74	45.03
Closing balance as at March 31	(419.61)	(457.45)

The Company offsets tax assets and liabilities if and only if it has a legally enforceable right to set off current tax assets and current tax liabilities and the deferred tax assets and deferred tax liabilities relate to income taxes levied by the same tax authority

Major Components of income tax expense for the years ended March 31, 2019 and March 31, 2018 are as follows:

i. Income tax recognised in profit or loss

(₹ in Lacs)

Particulars	2018-19	2017-18
Current income tax charge	760.69	693.91
Adjustment in respect of current income tax of previous year	33.23	1.33
Deferred tax		
Relating to origination and reversal of temporary differences	(4.10)	17.39
Income tax expense recognised in profit or loss	789.82	712.63

ii. Income tax recognised in OCI

(₹ in Lacs)

Particulars	2018-19	2017-18
Unrealised (gain)/loss on FVTOCI equity securities	(33.74)	(45.03)
Net loss/(gain) on remeasurements of defined benefit plans	(11.18)	66.09
Income tax expense recognised in OCI	(44.92)	21.06

Reconciliation of tax expense and accounting profit multiplied by income tax rate for March 31, 2019 and March 31, 2018

Particulars	2018-19	2017-18
Profit before tax	2,698.73	2,160.18
Enacted tax rate in India	29.120%	34.608%
Income tax on accounting profits	785.87	747.60
Tax Effect of		
Expenses not allowable or considered separately under Income Tax	41.47	51.39
Capital Gain	10.47	0.12
Expenses allowable and others	(81.22)	(87.81)
Tax relating to earlier years	33.23	1.33
Tax at effective income tax rate	789.82	712.63

16. TRADE PAYABLES

(₹ in Lacs)

Particulars	March 31, 2019	March 31, 2018
Current		
Trade Payables to Micro, Small and Medium Enterprises	-	-
Trade Payables to Others	64.97	47.55
Total	64.97	47.55

Note: Based on the information and explanation available with management there are no amounts due to the suppliers covered under the Micro, Small and Medium Enterprises Development Act, 2006.

17. OTHER FINANCIAL LIABILITIES

(₹ in Lacs)

Particulars	March 31, 2019	March 31, 2018
Current		
Financial Liabilities at amortised cost		
Current maturities of long term debts	1,377.23	1,155.05
Interest accrued but not due on borrowings	34.58	35.30
Unclaimed Dividend	40.28	39.25
Unclaimed amount of sale proceeds of fractional coupons of bonus shares issued *	0.02	0.02
Unclaimed Matured Public Deposits *	0.50	0.50
Retention Money and Other Deposits	5.63	29.18
Creditors for Capital goods	-	-
Dues to employees	373.00	476.33
Other Payables	210.29	397.40
Total	2,041.53	2,133.03

* These figures do not include any amounts, due and outstanding, to be credited to Investor Education and Protection Fund.

18. OTHER LIABILITIES

(₹ in Lacs)

Particulars	March 31, 2019	March 31, 2018
Current		
Advance received from Customers	733.08	636.61
Advance received for sale of property, plant and equipment	28.91	74.48
Statutory Liabilities	208.16	221.57
Total	970.15	932.66

19. PROVISIONS

(₹ in Lacs)

Particulars	March 31, 2019	March 31, 2018
Non Current		
Provision for employee benefits	-	-
Total	-	-
Current		
Provision for employee benefits	121.88	92.37
Total	121.88	92.37

20. CURRENT TAX LIABILITY(NET)

Particulars	(₹ in Lacs)	
	March 31, 2019	March 31, 2018
Opening balance	-	-
Add: Current tax payable for the year	760.69	693.91
Less: Taxes paid	(760.69)	(693.91)
Closing Balance	-	-

21. REVENUE FROM OPERATIONS

Particulars	(₹ in Lacs)	
	2018-19	2017-18
Sale of Products		
- Stones	13,716.50	12,941.65
- Wind Power	96.69	74.80
- Traded Goods Sold	4,284.71	10,894.76
Total	18,097.90	23,911.21

22. OTHER INCOME

Particulars	(₹ in Lacs)	
	2018-19	2017-18
Interest income on		
- Bank deposits	37.98	37.49
- Loans to Subsidiary (Refer Note 32)	189.24	214.63
- Loans to others	166.81	425.74
Other Non Operating Income		
Net gain on disposal of property, plant and equipment	34.25	-
Insurance Claim Received	13.86	14.78
Foreign Exchange Fluctuation Gain	1.90	3.49
Miscellaneous Income	295.61	37.81
Total	739.65	733.94

23. PURCHASES OF STOCK-IN-TRADE

Particulars	(₹ in Lacs)	
	2018-19	2017-18
Purchase of Traded Goods	4,234.45	10,669.81
Total	4,234.45	10,669.81

24. CHANGES IN INVENTORIES OF FINISHED GOODS AND WORK-IN-PROGRESS

Particulars	(₹ in Lacs)	
	2018-19	2017-18
Inventories as at the beginning of the year		
Work - in - process	671.38	314.93
Finished goods	1,026.30	739.28
Total	1,697.68	1,054.21
Less : Inventories as at the end of the year		
Work - in - process	874.09	671.38
Finished goods	914.47	1,026.30
Total	1,788.56	1,697.68
Net decrease / (increase) in inventories	(90.88)	(643.47)

25. EMPLOYEE BENEFITS EXPENSE

(₹ in Lacs)

Particulars	2018-19	2017-18
Salaries, wages and bonus	2,537.24	2,931.85
Directors Remuneration	351.00	159.62
Contribution to provident and other funds	327.70	373.10
Staff welfare expenses	28.80	47.73
Total	3,244.74	3,512.30

26. FINANCE COST

(₹ in Lacs)

Particulars	2018-19	2017-18
Interest expense on debts and borrowings	727.67	770.06
Bank Charges	8.96	48.41
Total	736.63	818.47

27. DEPRECIATION AND AMORTISATION EXPENSE

(₹ in Lacs)

Particulars	2018-19	2017-18
Depreciation on Property, Plant and Equipment	562.49	591.67
Amortisation on Intangible Assets	3.19	3.21
Total	565.68	594.88

28. OTHER EXPENSES

(₹ in Lacs)

Particulars	2018-19	2017-18
Mining and Production Expenses		
Purchase	170.40	262.14
Stores and Spare parts consumed	386.22	386.12
Raising and Mining Expenses	462.32	518.42
Power and Fuel	2,949.84	2,758.24
Royalty and DMFT Contribution on stone	1,864.10	2,009.76
Repairs to Machinery	147.37	173.16
Other Manufacturing expenses	321.83	349.80
(A)	6,302.08	6,457.64
Selling and Distribution Expenses		
Commission on sales	256.20	319.43
Other Selling and Distribution Expenses	77.31	23.57
(B)	333.51	343.00
Establishment Expenses		
Payment to Auditors (Refer Note (a) below)	8.17	9.65
Insurance	40.94	47.31
Legal and professional fees	72.85	97.70
Rates and taxes	31.42	31.11
Rent	87.26	89.48
Repairs to Building and Others	62.19	54.51
Travelling and conveyance expenses	92.91	67.33

Particulars

	2018-19	2017-18
Net loss on disposal of property, plant and equipment	-	13.79
Allowance for doubtful debts and advances	102.58	7.92
Foreign exchange fluctuation loss	-	-
Corporate social responsibility expenditure (Refer Note (b) below)	36.75	44.67
Director Fees	0.28	0.42
Charity and Donations	2.55	3.99
General Expense	274.71	264.46
(C)	812.61	732.34
Total (A+B+C)	7,448.20	7,532.98

(a) Details of Payments to auditors
Particulars

	2018-19	2017-18
Audit Fee	5.00	5.00
Tax audit fee	0.75	0.75
Limited review fee	0.75	0.75
Reimbursement of expenses	1.67	3.15
Total	8.17	9.65

(₹ in Lacs)

(b) Corporate social responsibility expenditure

- (i) CSR amount required to be spent as per Section 135 of the Companies Act, 2013 by the Company during the year is ₹ 53.96 Lacs including previous unspent amount of ₹ 10.36 Lacs (Previous Year ₹ 55 Lacs including previous unspent amount of ₹ 6.80 Lacs).
- (ii) Durng the year, expenditure related to Corporate Social Responsibility is ₹ 36.75 Lacs (Previous Year ₹ 44.67 Lacs). Details of Amount Spent towards CSR given below:

Particulars

	2018-19	2017-18
Education Projects	1.57	14.07
Safe Drinking Water Projects	12.07	13.56
Healthcare Projects	4.86	6.70
Swachh Bharat Abhiyan Projects	2.09	4.98
Rural Development Projects	13.45	2.00
Other Projects	2.71	3.36
Total	36.75	44.67

(₹ in Lacs)

29. EARNINGS PER SHARE
Particulars

	March 31, 2019	March 31, 2018
(a) Basic earnings per share	2.30	1.75
(b) Diluted earnings per share	2.30	1.75
(c) Reconciliations of earnings used in calculating earnings per share		
Profit attributable to the equity holders of the company used in calculating basic earnings per share	1,908.91	1,447.55
Adjustemnt for calculating diluted earnings per share	-	-
Profit attributable to the equity holders of the company used in calculating dilluted earnings per share	1,908.91	1,447.55

(₹ in Lacs)

Particulars	March 31, 2019	March 31, 2018
(d) Weighted average number of shares used as the denominator		
Weighted average number of equity shares used as the denominator in calculating basic earnings per share	82,854,663	82,854,663
Adjustment for calculating diluted earnings per share	-	-
Weighted average number of equity shares used as the denominator in calculating diluted earnings per share	82,854,663	82,854,663

30. COMMITMENTS AND CONTINGENCIES

		(₹ in Lacs)	
A. Commitments	March 31, 2019	March 31, 2018	
Capital Commitments			
Estimated amount of contracts remaining to be executed on capital account not provided for (net of advances)	7,686.75	438.34	
B. Contingent Liabilities			
i. Claim against the company not acknowledged as debt - Labour cases and others	79.37	68.87	
ii. Guarantees excluding financial guarantees			
Counter guarantees given by the Company in respect of guarantees given by the Bank to Government authorities and others	252.02	232.02	
iii. Liabilities disputed for which no provision has been made in the accounts as same is contested in appeal by the Company			
Cess matter and others	108.96	108.34	
C. Financial Guarantees			
Corporate Guarantee in favour of Foreign Bank for Working Capital facility sanctioned to Subsidiary/JV	5,697.14	5,356.97	

31. DISTRIBUTION MADE AND PROPOSED

		(₹ in Lacs)	
Cash dividends	March 31, 2019	March 31, 2018	
Particulars			
Cash dividends on equity shares declared and paid:			
Final dividend for the year ended on March 31, 2019: ₹ 0.30 per share (March 31 2018: ₹ 0.30 per share)	248.56	248.56	
DDT on final dividend	51.09	50.61	
	299.65	299.17	
Proposed dividends on Equity Shares:			
Final cash dividend for the year ended on March 31, 2019: ₹ 0.30 per share (March 31, 2018: ₹ 0.30 per share)	248.56	248.56	
DDT on proposed dividend	51.09	51.09	
	299.65	299.65	

Proposed dividend on equity shares are subject to approval at the annual general meeting and are not recognised as a liability (including DDT thereon) as at March 31, 2019.

32. RELATED PARTY TRANSACTIONS

(₹ in Lacs)

(i) List of related parties as per the requirements of Ind-AS 24 - Related Party Disclosures

Name of Related Party	Nature of Relationship
A. Key Management Personnel(KMP) :	
1. Shri Deepak Jatia	Chairman and Managing Director
2. Shri Tushya Jatia	Executive Director
3. Smt Anita Jatia	Executive Director
4. Shri S.R.Soni	Chief Executive Officer
5. Shri Pavan Kumar Soni	Chief Financial Officer
6. Shri Manoj Jain	Company Secretary
B. Foreign Subsidiaries	
1. ASI Global Limited, Mauritius	
2. Al Rawasi Rocks & Aggregate LLC, UAE	
C. Other Related Parties - Enterprise over which KMPs are able to exercise significant influence	
1. Stone Masters (India) Private Ltd., India	
2. Deejay Mining & Exports Private Limited, India	

	March 31, 2019	March 31, 2018
(ii) Transactions with related parties		
A. Transactions occurred with related parties referred to in A above, in ordinary course of Business		
Nature of Transaction		
Interest paid on Loan	5.95	7.44
Net Loans and Advances taken / (Repaid)	-	(63.10)
B. Transactions occurred with related parties referred to in B above, in ordinary course of Business		
Nature of Transaction		
Onward Lending of ECB Loan	(504.62)	(473.08)
Reimbursement of Expenses	-	2.31
Interest and Commission	189.24	214.63
Sale of Material	13.77	2.11
C. Transactions occurred with related parties referred to in C above, in ordinary course of Business		
Nature of Transaction		
Purchase of Material	-	30.56
Sale of Material	-	2.97
Purchase of Assets	17.70	27.00
Sale of Assets	-	13.87
(iii) Outstanding balances from related parties		
Name		
Trade and Other Receivables	-	4.42
Loans Receivables	3,287.28	3,606.17
Borrowings from Directors	-	-
(iv) Key management personnel compensation		
Short term employee benefits	402.84	214.84
Post-employment benefits	52.50	36.92
	455.34	251.76

(v) Terms and conditions of transactions with related parties

The transactions with related parties are made on terms equivalent to those that prevail in arm's length transactions. Outstanding loan balances at the year end are unsecured and interest bearing and trade and other receivables are unsecured and interest free and settlement occurs in cash. The Company has issued corporate guarantees to the lenders of the subsidiary company as an additional comfort as per the terms of arrangement. For the year ended March 31, 2019, the Company has not recorded any impairment of receivables relating to amount owed by related parties (March 31, 2018: NIL). This assessment is undertaken each financial year through examining the financial position of the related party and market in which the related party operates.

33. EMPLOYEE BENEFIT OBLIGATIONS

(₹ in Lacs)

Particulars	March 31, 2019			March 31, 2018		
	Current	Non Current	Total	Current	Non Current	Total
Leave obligations	83.78	-	83.78	90.57	-	90.57
Gratuity	34.15	-	34.15	-	-	-
Total Employee Benefit Obligation	117.93	-	117.93	90.57	-	90.57

(i) Leave Obligations

The leave obligations cover the company's liability for earned leave.

The amount of the provision of ₹ 83.78 Lacs (March 31, 2018: ₹ 90.57 Lacs) is presented as current, since the company does not have an unconditional right to defer settlement for any of these obligations.

(ii) Post Employment obligations
(A) Gratuity

The company provides for gratuity for employees in india as per the Payment of Gratuity Act, 1972. Employees who are in continuous service for a period of five years are eligible for gratuity. The amount of gratuity is payable on retirement/ termination of service.

The gratuity plan is a funded plan and the Company makes contribution to recognised Gratuity Fund managed by the trust.

The amount recognised in the balance sheet and the movement in the net defined benefit obligation over the period are as follows

(₹ in Lacs)

Particulars	Present value of obligation	Fair value of plan assets	Net amount
As at April 1, 2017	1,711.41	(1,449.19)	262.22
Current service cost	56.44	-	56.44
Past service cost	9.29	-	9.29
Interest expense/(income)	136.91	(115.94)	20.98
Total amount recognised in profit or loss	202.64	(115.94)	86.71
<i>Remeasurements</i>			
Return of plan assets, excluding amount included in interest (income)	-	(14.23)	(14.23)
(Gain)/Loss from change in financial assumptions	12.49	-	12.49
Experience (gains)/losses	(225.21)	-	(225.21)
Total amount recognised in other comprehensive income	(212.73)	(14.23)	(226.95)
Employer contributions	-	(154.45)	(154.45)
Benefit payments	(221.90)	221.90	-
As at March 31, 2018	1,479.44	(1,511.91)	(32.47)
Current service cost	50.77	-	50.77
Past service cost	-	-	-
Interest expense/(income)	115.40	(117.93)	(2.53)
Total amount recognised in profit or loss	166.17	(117.93)	48.24

Particulars	Present value of obligation	Fair value of plan assets	Net amount
<i>Remeasurements</i>			
Return of plan assets, excluding amount included in interest (income)	-	(6.43)	(6.43)
(Gain)/Loss from change in financial assumptions	9.34	-	9.34
Experience (gains)/losses	35.47	-	35.47
Total amount recognised in other comprehensive income	44.81	(6.43)	38.38
Employer contributions	-	(20.00)	(20.00)
Benefit payments	(214.00)	214.00	-
As at March 31, 2019	1,476.42	(1,442.27)	34.15

The net liability disclosed above relates to funded and unfunded plans are as follows:

(₹ in Lacs)

Particulars	March 31, 2019	March 31, 2018
Present value of funded obligations	1,476.42	1,479.44
Fair value of plan assets	(1,442.27)	(1,511.91)
Deficit of gratuity plan	34.15	(32.47)

The significant actuarial assumptions were as follows:

Particulars	March 31, 2019	March 31, 2018
Discount rate	7.64%	7.80%
Expected return on plan assets	7.64%	7.80%
Salary growth rate	4.00%	4.00%
Employee Turnover Rate	1.00%	1.00%

A quantitative sensitivity analysis for significant assumption as at March 31, 2019 is shown below:

Assumptions	Discount rate		Salary growth rate		Employee Turnover	
	0.5% increase	0.5% decrease	0.5% increase	0.5% decrease	0.5% increase	0.5% decrease
March 31, 2019						
Impact on defined benefit obligation	(28.79)	30.02	30.59	(29.61)	5.48	(5.68)
% Impact	(0.84)	0.88	0.90	(0.87)	0.16	(0.17)
March 31, 2018						
Impact on defined benefit obligation	(30.84)	32.15	33.10	(32.00)	6.07	(6.27)
% Impact	0.95	(0.99)	(1.02)	0.99	(0.19)	0.19

The sensitivity analysis above have been determined based on a method that extrapolates the impact on defined benefit obligation as a result of reasonable changes in key assumptions occurring at the end of the reporting period.

The following payments are expected contributions to the defined benefit plan in future years:

(₹ in Lacs)

Particulars	March 31, 2019	March 31, 2018
1st Following Year	299.70	229.08
2nd Following Year	98.64	143.39
3rd Following Year	222.35	191.21
4th Following Year	221.72	211.49
5th Following Year	189.90	217.79
Sum of years 6 to 10	694.20	736.50
Sum of years 11 and above	403.24	467.37
Total expected payments	2,129.75	2,196.83

The average duration of the defined benefit plan obligation at the end of the reporting period is 25.55 years (March 31, 2018: 25.51 years)

(B) Defined contribution plans

The company also has defined contribution plans. The company pays provident fund contributions to approved provident fund trust and publicly administered provident funds. Contributions are made at the rate of 12% of basic salary as per regulations. The obligation of the company is limited to the amount contributed and it has no further contractual nor any constructive obligation. The expense recognised during the period towards defined contribution plan is ₹ 275.36 Lacs (March 31, 2018: ₹ 283.04 Lacs)

34. SEGMENT REPORTING

- A. For management purposes, the Company is organised into business units based on its products and services and has three reportable segments, i.e. Stone, Wind Power and Trading

No operating segments have been aggregated to form the above reportable operating segment

The Chief Operating Decision Maker ('CODM') monitors the operating results of its business units separately for the purpose of making decisions about resource allocation and performance assessment. Segment performance is evaluated based on profit or loss and is measured consistently with profit or loss in the standalone financial statements.

Year ended March 31, 2019

(₹ in Lacs)

Particulars	Stone	Wind Power	Trading	Total
Revenue				
External customers	13,716.50	96.69	4,284.71	18,097.90
Inter-segment	-	-	-	-
	13,716.50	96.69	4,284.71	18,097.90
Other Non Operating income				
Other Income	739.65	-	-	739.65
Total revenue	14,456.15	96.69	4,284.71	18,837.55
Expenses				
Purchase of stock-in-trade	-	-	4,234.45	4,234.45
Change in inventories of finished goods, work-in-progress & stock-in-trade	(90.88)	-	-	(90.88)
Finance costs	736.63	-	-	736.63
Depreciation and amortisation	493.11	72.57	-	565.68
Other Expenses	10,626.56	66.38	-	10,692.94
Total Expenses	11,765.42	138.95	4,234.45	16,138.82
Segment profit	2,690.73	(42.26)	50.26	2,698.73
Tax Expense				(789.82)
Profit after tax				1,908.91
Total assets	40,538.32	856.85	1,817.99	43,213.16
Total liabilities	6,796.05	27.27	2,497.85	9,321.17
Other disclosures				
Capital expenditure incurred	1,632.11	-	-	1,632.11

Year ended March 31, 2018

Particulars	Stone	Wind Power	Trading	Total
Revenue				
External customers	12,941.65	74.80	10,894.76	23,911.21
Inter-segment	-	-	-	-
	12,941.65	74.80	10,894.76	23,911.21
Other Non Operating income				
Other Income	733.94	-	-	733.94
Total revenue	13,675.59	74.80	10,894.76	24,645.15

Particulars	Stone	Wind Power	Trading	Total
Expenses				
Purchase of stock-in-trade	-	-	10,669.81	10,669.81
Change in inventories of finished goods, work-in-progress & stock-in-trade	(643.47)	-	-	(643.47)
Finance costs	818.47	-	-	818.47
Depreciation and amortisation	522.31	72.57	-	594.88
Other Expenses	10,998.82	46.46	-	11,045.28
Total Expenses	11,696.13	119.03	10,669.81	22,484.97
Segment profit	1,979.46	(44.23)	224.95	2,160.18
Tax Expense				(712.63)
Profit after tax				1,447.55
Total assets	34,944.54	971.47	2,261.23	38,177.24
Total liabilities	6,771.57	26.37	1,873.80	8,671.74
Other disclosures				
Capital expenditure incurred	1,695.36	-	-	1,695.36

Adjustments and eliminations

Current taxes and deferred taxes are not allocated to those segments as they are also managed on a group basis.

Capital expenditure consists of additions of property, plant and equipment and capital work-in-progress.

B. Information about geographical areas

Revenue from external customers

The company is domiciled in India. The amount of its revenue from external customers broken down by location of the customers is shown in the table below:

(₹ in Lacs)

Particulars

	March 31, 2019	March 31, 2018
India	18,045.56	23,857.52
Outside India	52.34	53.69
Total	18,097.90	23,911.21

Revenue from three customer amounted to ₹ 4,284.14 Lacs (March 31, 2018: four customers - ₹ 9,257.00 Lacs) arising from sales in the Trading Segment and revenue from two customer amounted to ₹ 96.69 Lacs (March 31, 2018: two customers - ₹ 74.81 Lacs), arising from sales in the Wind Power Segment.

35. FAIR VALUE MEASUREMENTS

i. Financial Instruments by Category

(₹ in Lacs)

Particulars	Carrying Amount		Fair Value	
	March 31, 2019	March 31, 2018	March 31, 2019	March 31, 2018
FINANCIAL ASSETS				
Amortised cost				
Trade Receivables	8,415.97	7,862.49	8,415.97	7,862.49
Loans	3,298.49	5,262.03	3,298.49	5,262.03
Cash and Cash Equivalents	124.64	124.50	124.64	124.50
Other Bank Balances	622.65	599.82	622.65	599.82
Other Financial Assets	192.79	162.03	192.79	162.03
FVTOCI				
Investment in Equity Instruments	677.33	824.26	677.33	824.26
Total	13,331.87	14,835.13	13,331.87	14,835.13
FINANCIAL LIABILITIES				
Amortised cost				
Borrowings	15,764.45	11,928.37	15,764.45	11,928.37
Trade Payables	64.97	47.55	64.97	47.55
Other financial liabilities	664.30	977.98	664.30	977.98
Total	16,493.72	12,953.90	16,493.72	12,953.90

The management assessed that the fair value of cash and cash equivalent, trade receivables, trade payables, and other current financial assets and liabilities approximate their carrying amounts largely due to the short term maturities of these instruments.

The fair values for loans and other non current financial assets were calculated based on cash flows discounted using a current lending rate. They are classified as level 3 fair values in the Fair value hierarchy due to the inclusion of unobservable inputs including counter party credit risk.

The fair values of non current borrowings are based on discounted cash flows using a current borrowing rate. They are classified as level 3 fair values in the fair value hierarchy due to the use of unobservable inputs, including own credit risk.

ii. Fair Value Hierarchy

This section explains the judgements and estimates made in determining the fair values of the financial instruments that are recognised and measure at fair value. To provide an indication about the reliability of the inputs used in determining fair value, the company has classified its financial instruments into three levels prescribed under the accounting standard. An explanation of each level follows underneath the table:

Assets and liabilities measured at fair value - recurring fair value measurement:

(₹ in Lacs)

Particulars	March 31, 2019			Total	March 31, 2018			Total
	Fair value measurement using				Fair value measurement using			
	Quoted prices in active markets (Level 1)	Significant Observable Inputs (Level 2)	Significant Unobservable Inputs (Level 3)		Quoted prices in active markets (Level 1)	Significant Observable Inputs (Level 2)	Significant Unobservable Inputs (Level 3)	
Fair Value Through Other Comprehensive Income								
Quoted Equity Instruments	6.84	-	-	6.84	10.21	-	-	10.21
Unquoted equity shares	-	-	670.49	670.49	-	-	814.05	814.05
Total Financial Assets	6.84	-	670.49	677.33	10.21	-	814.05	824.26

Level 1 - Level 1 hierarchy includes financial instruments measured using quoted prices. This includes listed equity instruments.

Level 2 - The fair value of financial instruments that are not traded in an active market is determined using valuation techniques which maximise the use of observable market data and rely as little as possible on entity-specific estimates. If all significant inputs required to fair value an instrument are observable, the instrument is included in level 2.

Level 3 - If one or more of the significant inputs are not based on observable market data, the instrument is included in level 3. This is the case for unlisted equity shares.

iii. Valuation technique used to determine fair value

Specific Valuation techniques used to value financial instruments include:

- the use of quoted market prices or dealer quotes for similar instruments
- the fair value of the remaining financial instruments is determined using discounted cash flow analysis

iv. Valuation inputs and relationships to fair value

The significant unobservable inputs used in the fair value measurement categorised within Level 3 of the fair value hierarchy together with a quantitative sensitivity analysis as at March 31, 2019 and March 31, 2018 are shown as below:

Particulars	Valuation technique	Significant unobservable inputs	Sensitivity of the input to fair value
Unlisted equity securities	Net Assets / Breakup value method	Market value of Immovable properties	5% Increase (decrease) in the market value of the immovable properties will change other comprehensive income by ₹ 13.26 Lacs (March 31, 2018 : ₹ 13.26 Lacs)

v. Valuation processes

The finance department of the company includes a team that performs the valuations of financial assets and liabilities required for financial reporting purposes, including level 3 fair values. This team reports directly to the chief financial officer (CFO) and the audit committee. Discussions of valuation processes and results are held between the CFO, audit committee and the valuation team regularly.

vi. Reconciliation of fair value measurement of financial assets classified as FVTOCI(Level 3):

Particulars	Unquoted equity shares
As at April 1, 2017	1,043.38
Remeasurement recognised in OCI	(228.65)
Sale of investment	(0.68)
As at March 31, 2018	814.05
Remeasurement recognised in OCI	(143.56)
Sale of investment	-
As at March 31, 2019	670.49

36. FINANCIAL RISK MANAGEMENT

The Company's activity exposes it to market risk, liquidity risk and credit risk. Company's overall risk management focuses on the unpredictability of financial markets and seeks to minimise potential adverse effects on the financial performance of the company. This note explains the sources of risk which the entity is exposed to and how the company manages the risk.

(A) Credit risk

Credit risk is the risk that the counter party will not meet its obligations leading to a financial loss. Credit risk arises from cash and cash equivalents, financial assets carried at amortised cost and deposits with banks and financial institutions, as well as credit exposures to customers including outstanding receivables.

i. Credit risk management

Credit risk has always been managed by the company through credit approvals, establishing credit limits and continuously monitoring the creditworthiness of customers to which the company grants credit terms in the normal course of business.

The company considers the probability of default upon initial recognition of asset and whether there has been a significant increase in credit risk on an ongoing basis throughout each reporting period. To assess whether there is a significant increase in credit risk the Company compares the risk of a default occurring on the asset as at the reporting date with the risk of default as at the date of initial recognition. It considers available reasonable and supportive forwarding-looking information.

In general, it is presumed that credit risk has significantly increased since initial recognition if the payments are more than 90 days past due.

A default on a financial asset is when the counter party fails to make contractual payments of when they fall due. This definition of default is determined by considering the business environment in which entity operates and other macro-economic factors.

ii. Provision for expected credit losses

The company follows 'simplified approach' for recognition of loss allowance on Trade receivables

As a practical expedient, the Company uses a provision matrix to determine impairment loss allowance on portfolio of its trade receivables. The provision matrix is based on its historically observed default rates over the expected life of the trade receivables and is adjusted for forward-looking estimates. At every reporting date, the historical observed default rates are updated and changes in the forward-looking estimates are analyzed.

iii. Reconciliation of loss allowance provision - Trade receivables

(₹ in Lacs)

Particulars	
Loss allowance on April 1, 2017	103.66
Changes in loss allowance	7.92
Loss allowance on March 31, 2018	111.58
Changes in loss allowance	102.58
Loss allowance on March 31, 2019	214.16

(B) Liquidity risk

Liquidity risk is the risk that the Company will not be able to meet its financial obligations as they become due. The Company manages its liquidity risk by ensuring, as far as possible, that it will always have sufficient liquidity to meet its liabilities when due. The Company consistently generated sufficient cash flows from operations to meet its financial obligations. Also, the Company has unutilized credit limits with banks.

Management monitors rolling forecasts of the company's liquidity position (comprising the undrawn borrowing facilities) and cash and cash equivalents on the basis of expected cash flows. In addition, the company's liquidity management policy involves projecting cash flows and considering the level of liquid assets necessary to meet these, monitoring balance sheet liquidity ratios against internal and external regulatory requirements.

Maturities of financial liabilities

The tables have been drawn up based on the undiscounted cash flows of financial liabilities based on the earliest date on which the Company can be required to pay. In the table below, borrowings include both interest and principal cash flows. To the extent that interest rates are floating rate, the undiscounted amount is derived from interest rate curves at the end of the reporting period.

Contractual maturities of financial liabilities

(₹ in Lacs)

Particulars	Carrying Amount	Contractual cash flows			
		Total	Less than 1 year	1 to 5 years	More than 5 years
March 31, 2019					
Borrowings	15,764.45	18,154.15	8,115.18	7,260.08	2,778.89
Trade payables	64.97	64.97	64.97	-	-
Other financial liabilities	664.30	664.30	664.30	-	-

(₹ in Lacs)

Particulars	Carrying Amount	Contractual cash flows			
		Total	Less than 1 year	1 to 5 years	More than 5 years
Total financial liabilities	16,493.72	18,883.42	8,844.45	7,260.08	2,778.89
March 31, 2018					
Borrowings	11,928.37	13,157.57	7,052.82	5,608.98	495.77
Trade payables	47.55	47.55	47.55	-	-
Other financial liabilities	977.98	977.98	977.98	-	-
Total financial liabilities	12,953.30	14,183.10	8,078.35	5,608.98	495.77

(C) Market risk

Market risk is the risk that the fair value of future cash flows of a financial instrument will fluctuate because of change in market prices. Market risk comprises three types of risk: foreign currency risk, interest rate risk and other price risk such as commodity risk.

(i) Foreign currency risk

Foreign currency risk is the risk of impact related to fair value or future cash flows of an exposure in foreign currency, which fluctuate due to changes in foreign exchange rates. The Company's exposure to the risk of changes in foreign exchange rates relates primarily to the external commercial borrowings and export receivables.

The Company evaluates exchange rate exposure arising from foreign currency transactions and follows established risk management policies and standard operating procedures to mitigate the risks.

(a) The company exposure to foreign currency risk at the end of the reporting period expressed in ₹ lacs, are as follows

(₹ in Lacs)

	USD	EURO	Total
March 31, 2019			
Trade Receivables	-	-	-
Trade Payable	-	-	-
Foreign Currency Borrowings	(7,033.71)	-	(7,033.71)
Loans to subsidiary	3,287.28	-	3,287.28
Other receivables	-	-	-
Net exposure to foreign currency risk	(3,746.43)	-	(3,746.43)
March 31, 2018			
Trade Receivables	6.10	3.97	10.07
Trade Payable	-	-	-
Foreign Currency Borrowings	(3,606.17)	-	(3,606.17)
Loans to subsidiary	3,606.17	-	3,606.17
Other receivables	2.31	-	2.31
Net exposure to foreign currency risk	8.41	3.97	12.38

(b) Foreign currency sensitivity

1% increase or decrease in foreign exchange rates will have the following impact on profit before tax:

	2018-19		2017-18	
	1% Increase	1% Decrease	1% Increase	1% Decrease
USD	(37.46)	37.46	0.08	(0.08)
EURO	-	-	0.04	(0.04)
Net Increase/(decrease) in profit or loss	(37.46)	37.46	0.12	(0.12)

(ii) Interest rate risk

Interest rate risk is the risk to the companies earning and economic value of equity arising from adverse movement in interest rate, however, the Company primarily borrows funds under fixed interest rate arrangements with banks and financial institutions and therefore the Company is not exposed to interest rate risk significantly.

(iii) Commodity Price risk

The company is affected by the price volatility of certain commodities. Its operating activities require the continuous purchase of High Speed Diesel (HSD). Due to the significantly increased volatility of the price of the HSD, the company is exposed to price risk. The Company has a risk management framework aimed at prudently managing the arising from the volatility in commodity prices.

37. CAPITAL MANAGEMENT

For the purpose of the company's capital management, capital includes issued equity capital and all other equity reserves attributable to the equity share holders. The primary objective of the Company's capital management is to maximise the shareholder value.

The company manages its capital structure and makes adjustments in light of changes in economic conditions and the requirements of the financial covenants. To maintain or adjust the capital structure, the company may adjust the dividend payment to shareholders, return capital to shareholders or issue new shares. The company monitors capital using a gearing ratio, which is net debt divided by total capital plus net debt. The company includes within debt, interest bearing loans and borrowings, trade and other payables, less cash and cash equivalents.

(₹ in Lacs)

Particulars	March 31, 2019	March 31, 2018
Borrowings	15,764.45	11,928.37
Trade payables	64.97	47.55
Other financial liabilities	664.30	977.98
Less: cash and cash equivalents and other bank balances	(706.99)	(685.05)
Net Debt	15,786.73	12,268.85
Equity Share Capital	828.55	828.55
Other Equity	24,379.25	22,912.31
Total Equity	25,207.80	23,740.86
Capital and net debt	40,994.53	36,009.71
Gearing ratio (%)	38.51	34.07

In order to achieve this overall objective, the Company's capital management, amongst other things, aims to ensure that it meets financial covenants attached to the borrowings that define capital structure requirements. The financial covenants relates to gearing ratio, ratio of net finance cost to EBITDA, fixed assets coverage ratio etc. The company has complied with these covenants throughout the reporting period.

38. DETAILS OF LOANS GIVEN, INVESTMENTS MADE AND GUARANTEE GIVEN COVERED U/S 186 (4) OF THE COMPANIES ACT, 2013

Loans given to and Corporate Guarantees given for the subsidiaries and Investments made are given under the respective heads.

Loans given to others by the Company are as under:

(₹ in Lacs)

Sr. No.	Particulars	Nature	March 31, 2019	March 31, 2018
1	Forum IT Parks Pvt. Ltd.	ICD's	-	24.95
2	Saraf Agencies Pvt. Ltd.	ICD's	-	1618.70

39. Balances of Sundry Creditors, Sundry Debtors and Loans and Advances are subject to confirmation.

40. Previous year figures have been regrouped/ reclassified wherever considered necessary to confirm to the current year presentation.

As per our report of even date

For S.C. Bandi & Co.

Chartered Accountants

Firm Registration Number: 130850W

S.C. Bandi

Proprietor

Membership No. 16932

Place: Mumbai

Date: May 22, 2019

For and on behalf of the Board of Directors

S. R. Soni

Chief Executive Officer

Deepak Jatia

Chairman & Managing Director

(DIN : 01068689)

Pavan Kumar Soni

Chief Financial Officer

Tushya Jatia

Executive Director

(DIN: 02228722)

Manoj Jain

Company Secretary

Place: Mumbai

Date: May 22, 2019

INDEPENDENT AUDITOR'S REPORT

**To The Members of
ASI INDUSTRIES LIMITED
(Formerly known as Associated Stone Industries (Kotah)
Limited)**

Report on the Audit of the Consolidated Financial Statements

Opinion

We have audited the accompanying consolidated financial statements of ASI Industries Limited ("the Holding Company") and its subsidiaries (the Holding Company and its subsidiaries together referred to as "the Group"), which comprise the Consolidated Balance Sheet as at March 31, 2019, the Consolidated Statement of Profit and Loss (including Other Comprehensive Income), the Consolidated Statement of Changes in Equity and the Consolidated Statement of Cash Flows for the year ended on that date, and a summary of the significant accounting policies and other explanatory information (hereinafter referred to as "the consolidated financial statements").

In our opinion and to the best of our information and according to the explanations given to us, the aforesaid consolidated financial statements give the information required by the Companies Act, 2013 (the "Act") in the manner so required and give a true and fair view in conformity with Indian Accounting Standards prescribed under section 133 of the Act read with the Companies (Indian Accounting Standards) Rules, 2015, as amended ("Ind AS") and other accounting principles generally accepted in India, of the consolidated state of affairs of the Group as at March 31, 2019, the consolidated profit, consolidated total comprehensive income, consolidated changes in equity and its consolidated cash flows for the year ended on that date.

Basis for Opinion

We conducted our audit of the consolidated financial statements in accordance with the Standards on Auditing (SAs) specified under section 143(10) of the Act (SAs). Our responsibilities under those Standards are further described in the Auditor's Responsibilities for the Audit of the Consolidated Financial Statements section of our report. We are independent of the Group in accordance with the Code of Ethics issued by the Institute of Chartered Accountants of India (ICAI) together with the independence requirements that are relevant to our audit of the consolidated financial statements under the provisions of the Act and the Rules made thereunder, and we have fulfilled our other ethical responsibilities in accordance with these requirements and the ICAI's Code of Ethics. We believe that the audit evidence we have obtained is sufficient and appropriate to provide a basis for our audit opinion on the consolidated financial statements.

Key Audit Matters

Key audit matters are those matters that, in our professional judgment, were of most significance in our audit of the consolidated financial statements of the current period. These

matters were addressed in the context of our audit of the consolidated financial statements as a whole, and in forming our opinion thereon, and we do not provide a separate opinion on these matters. We have determined that there are no key audit matters to be communicated in our report.

Information Other than the Consolidated Financial Statements and Auditor's Report Thereon

The Holding Company's Board of Directors is responsible for the preparation of the other information. The other information comprises the information included in the Management Discussion and Analysis, Board's Report including Annexure to Board's Report, Business Responsibility Report, Corporate Governance and Shareholder's Information, but does not include the consolidated financial statements and our auditor's report thereon.

Our opinion on the consolidated financial statements does not cover the other information and we do not express any form of assurance conclusion thereon.

In connection with our audit of the consolidated financial statements, our responsibility is to read the other information and, in doing so, consider whether the other information is materially inconsistent with the consolidated financial statements or our knowledge obtained during the course of our audit or otherwise appears to be materially misstated.

If, based on the work we have performed, we conclude that there is a material misstatement of this other information, we are required to report that fact. We have nothing to report in this regard.

Management's Responsibility for the Consolidated Financial Statements

The Holding Company's Board of Directors is responsible for the matters stated in section 134(5) of the Act with respect to preparation of these consolidated financial statements that give a true and fair view of the consolidated financial position, consolidated financial performance, consolidated total comprehensive income, consolidated changes in equity and consolidated cash flows of the Group in accordance with the Ind AS and other accounting principles generally accepted in India. The respective Board of Directors of the companies included in the Group are responsible for maintenance of the adequate accounting records in accordance with the provisions of the Act for safeguarding the assets of the Group and for preventing and detecting frauds and other irregularities; selection and application of appropriate accounting policies; making judgments and estimates that are reasonable and prudent; and design, implementation and maintenance of adequate internal financial controls, that were operating effectively for ensuring the accuracy and completeness of the accounting records, relevant to the preparation and presentation of the consolidated financial statements that give a true and fair view and are free from material misstatement, whether due to fraud or error.

In preparing the consolidated financial statements, the respective Board of Directors of the companies included in the Group are responsible for assessing the Group's ability to continue as a going concern, disclosing, as applicable, matters related to going concern and using the going concern basis of accounting unless management either intends to liquidate the Group or to cease operations, or has no realistic alternative but to do so.

The respective Board of Directors of the companies included in the Group are also responsible for overseeing the financial reporting process of the Group.

Auditor's Responsibilities for the Audit of the Consolidated Financial Statements

Our objectives are to obtain reasonable assurance about whether the consolidated financial statements as a whole are free from material misstatement, whether due to fraud or error, and to issue an auditor's report that includes our opinion. Reasonable assurance is a high level of assurance, but is not a guarantee that an audit conducted in accordance with SAs will always detect a material misstatement when it exists. Misstatements can arise from fraud or error and are considered material if, individually or in the aggregate, they could reasonably be expected to influence the economic decisions of users taken on the basis of these consolidated financial statements.

As part of an audit in accordance with SAs, we exercise professional judgment and maintain professional scepticism throughout the audit. We also:

- Identify and assess the risks of material misstatement of the consolidated financial statements, whether due to fraud or error, design and perform audit procedures responsive to those risks, and obtain audit evidence that is sufficient and appropriate to provide a basis for our opinion. The risk of not detecting a material misstatement resulting from fraud is higher than for one resulting from error, as fraud may involve collusion, forgery, intentional omissions, misrepresentations, or the override of internal control.
- Obtain an understanding of internal financial controls relevant to the audit in order to design audit procedures that are appropriate in the circumstances. Under section 143(3)(i) of the Act, we are also responsible for expressing our opinion on whether the Holding Company has adequate internal financial controls system in place and the operating effectiveness of such controls.
- Evaluate the appropriateness of accounting policies used and the reasonableness of accounting estimates and related disclosures made by management.
- Conclude on the appropriateness of management's use of the going concern basis of accounting and, based on the audit evidence obtained, whether a material uncertainty exists related to events or conditions that may cast significant doubt on the ability of the Group to continue as a going concern. If we conclude that a material uncertainty exists, we

are required to draw attention in our auditor's report to the related disclosures in the consolidated financial statements or, if such disclosures are inadequate, to modify our opinion. Our conclusions are based on the audit evidence obtained up to the date of our auditor's report. However, future events or conditions may cause the Group to cease to continue as a going concern.

- Evaluate the overall presentation, structure and content of the consolidated financial statements, including the disclosures, and whether the consolidated financial statements represent the underlying transactions and events in a manner that achieves fair presentation.
- Obtain sufficient appropriate audit evidence regarding the financial information of the entities or business activities within the Group to express an opinion on the consolidated financial statements. We are responsible for the direction, supervision and performance of the audit of the financial statements of such entities included in the consolidated financial statements.

Materiality is the magnitude of misstatements in the consolidated financial statements that, individually or in aggregate, makes it probable that the economic decisions of a reasonably knowledgeable user of the financial statements may be influenced. We consider quantitative materiality and qualitative factors in (i) planning the scope of our audit work and in evaluating the results of our work; and (ii) to evaluate the effect of any identified misstatements in the financial statements.

We communicate with those charged with governance regarding, among other matters, the planned scope and timing of the audit and significant audit findings, including any significant deficiencies in internal control that we identify during our audit.

We also provide those charged with governance with a statement that we have complied with relevant ethical requirements regarding independence, and to communicate with them all relationships and other matters that may reasonably be thought to bear on our independence, and where applicable, related safeguards.

From the matters communicated with those charged with governance, we determine those matters that were of most significance in the audit of the consolidated financial statements of the current period and are therefore the key audit matters. We describe these matters in our auditor's report unless law or regulation precludes public disclosure about the matter or when, in extremely rare circumstances, we determine that a matter should not be communicated in our report because the adverse consequences of doing so would reasonably be expected to outweigh the public interest benefits of such communication.

Other Matters

We did not audit the financial statements of the subsidiaries whose financial statements reflect total assets of ₹ 16,812.60 Lacs as at March 31, 2019, total revenues of ₹ 7,893.25 Lacs and net

cash flows amounting to ₹ 1.80 Lacs for the year ended on that date to the extent to which they are reflected in the consolidated financial statements. The consolidated financial statements also include the Group's share of net profit of ₹ 337.16 Lacs for the year ended March 31, 2019, in respect of these subsidiaries whose financial statements have not been audited by us.

These financial statements of subsidiaries have been audited by other auditors whose reports have been furnished to us by the Holding Company's Management and our opinion on the consolidated financial statements, in so far as it relates to the amounts and disclosures included in respect of these subsidiaries, and our report in terms of sub-section (3) of Section 143 of the Act, in so far as it relates to the aforesaid subsidiaries is based solely on the reports of the other auditors after considering the requirement of Standard on Auditing (SA 600) on 'Using the work of Another Auditor' including materiality.

Our opinion on the consolidated financial statements, and our report on Other Legal and Regulatory Requirements below, is not modified in respect of the above matters with respect to our reliance on the work done and the reports of the other auditors and the financial statements certified by the management.

Report on Other Legal and Regulatory Requirements

1. As required by Section 143(3) of the Act, based on our audit we report that:
 - a) We have sought and obtained all the information and explanations which to the best of our knowledge and belief were necessary for the purposes of our audit of the aforesaid consolidated financial statements.
 - b) In our opinion, proper books of account as required by law relating to preparation of the aforesaid consolidated financial statements have been kept so far as it appears from our examination of those books.
 - c) The Consolidated Balance Sheet, the Consolidated Statement of Profit and Loss (including Other Comprehensive Income), Consolidated Statement of Changes in Equity and the Consolidated Statement of Cash Flows dealt with by this Report are in agreement with the relevant books of account maintained for the purpose of preparation of the consolidated financial statements.
 - d) In our opinion, the aforesaid consolidated financial statements comply with the Ind AS specified under Section 133 of the Act, read with Rule 7 of the Companies (Accounts) Rules, 2014.
 - e) On the basis of the written representations received from the directors of the Holding Company as on March

31, 2019 and taken on record by the Board of Directors of the Holding Company, none of the directors are disqualified as on March 31, 2019 from being appointed as a director in terms of Section 164 (2) of the Act.

- f) With respect to the adequacy of the internal financial controls over financial reporting of the Holding Company and the operating effectiveness of such controls, refer to our separate Report in "Annexure A". Our report expresses an unmodified opinion on the adequacy and operating effectiveness of the Holding Company's internal financial controls over financial reporting.
- g) With respect to the other matters to be included in the Auditor's Report in accordance with the requirements of section 197(16) of the Act, as amended in our opinion and to the best of our information and according to the explanations given to us, the remuneration paid by the Holding Company to its directors during the year is in accordance with the provisions of section 197 of the Act.
- h) With respect to the other matters to be included in the Auditor's Report in accordance with Rule 11 of the Companies (Audit and Auditors) Rules, 2014, as amended in our opinion and to the best of our information and according to the explanations given to us:
 - i. There were no pending litigations which would impact the consolidated financial position of the Holding Company and its subsidiary companies in the group.
 - ii. The Group has made provisions, as required under the applicable law or accounting standards, for material foreseeable losses, if any on long term contracts including derivative contracts
 - iii. There has been no delay in transferring amounts, required to be transferred, to the Investor Education and Protection Fund by the holding company incorporated in India.

For S.C. Bandi & Co.
Chartered Accountants
(FRN: 130850W)

(S.C. Bandi)
Proprietor

Place: Mumbai
Date: 22nd May, 2019

Mem. No. - 16932

ANNEXURE “A” TO THE INDEPENDENT AUDITOR’S REPORT

(Referred to in paragraph 1 (f) under ‘Report on Other Legal and Regulatory Requirements’ section of our report to the Members of ASI INDUSTRIES LIMITED of even date)

Report on the Internal Financial Controls Over Financial Reporting under Clause (i) of Sub-section 3 of Section 143 of the Companies Act, 2013 (“the Act”)

In conjunction with our audit of the Consolidated Financial Statements of ASI Industries Limited (hereinafter referred to as “the Holding Company”) as of and for the year ended March 31, 2019 we have audited internal financial controls over financial reporting of the Holding Company which is incorporated in India, as of that date..

Management’s Responsibility for Internal Financial Controls

The Board of Directors of the Holding Company, are responsible for establishing and maintaining internal financial controls based on the internal control over financial reporting criteria established by the Company considering the essential components of internal control stated in the Guidance Note on Audit of Internal Financial Controls over Financial Reporting issued by the Institute of Chartered Accountants of India (‘the ICAI’). These responsibilities include the design, implementation and maintenance of adequate internal financial controls that were operating effectively for ensuring the orderly and efficient conduct of its business, including adherence to company’s policies, the safeguarding of its assets, the prevention and detection of frauds and errors, the accuracy and completeness of the accounting records, and the timely preparation of reliable financial information, as required under the Companies Act, 2013.

Auditor’s Responsibility

Our responsibility is to express an opinion on the internal financial controls over financial reporting of the Holding Company, based on our audit. We conducted our audit in accordance with the Guidance Note on Audit of Internal Financial Controls Over Financial Reporting (the “Guidance Note”) issued by the Institute of Chartered Accountants of India and the Standards on Auditing, prescribed under Section 143(10) of the Companies Act, 2013, to the extent applicable to an audit of internal financial controls. Those Standards and the Guidance Note require that we comply with ethical requirements and plan and perform the audit to obtain reasonable assurance about whether adequate internal financial controls over financial reporting was established and maintained and if such controls operated effectively in all material respects.

Our audit involves performing procedures to obtain audit evidence about the adequacy of the internal financial controls system over financial reporting and their operating effectiveness. Our audit of internal financial controls over financial reporting included obtaining an understanding of internal financial controls over financial reporting, assessing the risk that a material weakness exists, and testing and evaluating the design and operating effectiveness of internal control based on the assessed risk. The procedures selected depend on the auditor’s judgement, including the assessment of the risks of material misstatement of the financial statements, whether due to fraud or error.

We believe that the audit evidence we have obtained is sufficient and appropriate to provide a basis for our audit opinion on the internal financial controls system over financial reporting of the Holding Company.

Meaning of Internal Financial Controls over Financial Reporting

A company’s internal financial control over financial reporting is a process designed to provide reasonable assurance regarding the reliability of financial reporting and the preparation of financial statements for external purposes in accordance with generally accepted accounting principles. A company’s internal financial control over financial reporting includes those policies and procedures that (1) pertain to the maintenance of records that, in reasonable detail, accurately and fairly reflect the transactions and dispositions of the assets of the company; (2) provide reasonable assurance that transactions are recorded as necessary to permit preparation of financial statements in accordance with generally accepted accounting principles, and that receipts and expenditures of the company are being made only in accordance with authorisations of management and directors of the company; and (3) provide reasonable assurance regarding prevention or timely detection of unauthorised acquisition, use, or disposition of the company’s assets that could have a material effect on the financial statements.

Inherent Limitations of Internal Financial Controls over Financial Reporting

Because of the inherent limitations of internal financial controls over financial reporting, including the possibility of collusion or improper management override of controls, material misstatements due to error or fraud may occur and not be detected. Also, projections of any evaluation of the internal financial controls over financial reporting to future periods are subject to the risk that the internal financial control over financial reporting may become inadequate because of changes in conditions, or that the degree of compliance with the policies or procedures may deteriorate.

Opinion

In our opinion, the Holding company, has in all material respects, an adequate internal financial controls system over financial reporting and such internal financial controls over financial reporting were operating effectively as at March 31, 2019, based on the internal control over financial reporting criteria established by the company considering the essential components of internal control stated in the Guidance Note on Audit of Internal Financial Controls Over Financial Reporting issued by the Institute of Chartered Accountants of India.

For S.C. Bandi & Co.
Chartered Accountants
(FRN: 130850W)

(S.C. Bandi)

Place: Mumbai
Date: 22nd May, 2019

Proprietor
Mem. No. - 16932

CONSOLIDATED BALANCE SHEET AS AT MARCH 31, 2019

(₹ in Lacs)

Particulars	Notes	March 31, 2019	March 31, 2018
ASSETS			
Non-Current Assets			
(a) Property, Plant and Equipment	4	25,388.98	25,842.19
(b) Capital Work-in-Progress	4	1,245.52	17.10
(c) Goodwill	5	2,011.11	1,891.03
(d) Other Intangible Assets	5	19.36	22.55
(e) Financial Assets			
(i) Investments	6(A)	670.49	814.05
(f) Other Non-Current Assets	11	5,643.43	399.21
		34,978.89	28,986.13
Current assets			
(a) Inventories	7	3,831.61	3,377.47
(b) Financial Assets			
(i) Investments	6(A)	6.84	10.21
(ii) Trade Receivables	8	12,374.75	10,732.98
(iii) Cash and Cash Equivalents	9	497.21	473.14
(iv) Bank Balances Other than (iii) above	10	693.64	599.82
(v) Loans	6(B)	15.68	1,658.29
(vi) Other Financial Assets	6(C)	264.67	221.87
(c) Other Current Assets	11	1,272.91	1,123.01
		18,957.31	18,196.79
	TOTAL	53,936.20	47,182.92
EQUITY AND LIABILITIES			
Equity			
(a) Equity Share capital	12	828.55	828.55
(b) Other Equity	13	24,751.97	22,781.14
		25,580.52	23,609.69
Liabilities			
Non Current Liabilities			
(a) Financial Liabilities			
(i) Borrowings	14	13,505.18	10,502.53
(b) Deferred Tax liabilities (Net)	15	419.61	457.45
(c) Provisions	19	-	-
		13,924.79	10,959.98
Current Liabilities			
(a) Financial Liabilities			
(i) Borrowings	14	6,926.46	5,791.63
(ii) Trade Payables	16	-	-
Micro, Small and Medium Enterprises		-	-
Others		612.38	435.76
(iii) Other Financial Liabilities	17	5,687.00	5,226.21
(b) Other Current Liabilities	18	1,008.88	1,010.60
(c) Provisions	19	196.17	149.05
(d) Current Tax Liabilities (Net)	20	-	-
		14,430.89	12,613.25
	TOTAL	53,936.20	47,182.92
Significant Accounting Policies and Notes on Accounts form an integral part of the financial statements.	1 to 43		

As per our report of even date

For S.C. Bandi & Co.
Chartered Accountants
Firm Registration Number: 130850W

S.C. Bandi
Proprietor
Membership No. 16932

Place: Mumbai
Date: May 22, 2019

For and on behalf of the Board of Directors

S. R. Soni
Chief Executive Officer

Pavan Kumar Soni
Chief Financial Officer

Manoj Jain
Company Secretary

Deepak Jatia
Chairman & Managing Director
(DIN : 01068689)

Tushya Jatia
Executive Director
(DIN : 02228722)

Place: Mumbai
Date: May 22, 2019

CONSOLIDATED STATEMENT OF PROFIT AND LOSS FOR THE YEAR ENDED MARCH 31, 2019

(₹ in Lacs)			
Particulars	Notes	2018-19	2017-18
REVENUE			
Revenue from operations (net)	21	25,991.15	31,410.97
Other income	22	1,226.62	622.94
Total Revenue (I)		27,217.77	32,033.91
EXPENSES			
Purchases of stock-in-trade	23	4,234.45	10,669.81
Changes in inventories of finished goods and work-in-process	24	(304.79)	(704.31)
Employee benefits expense	25	4,205.47	4,367.59
Finance costs	26	912.70	1,067.26
Depreciation and amortization expense	27	1,590.88	1,565.78
Other expenses	28	13,543.17	12,429.03
Total Expenses (II)		24,181.88	29,395.16
Profit before exceptional items and tax (I-II)		3,035.89	2,638.75
Exceptional Items		-	-
Profit before tax		3,035.89	2,638.75
Tax expense:			
Current tax		760.69	693.91
Adjustment of tax relating to earlier periods		33.23	1.33
Deferred tax		(4.10)	17.39
Profit for the period		2,246.07	1,926.12
OTHER COMPREHENSIVE INCOME			
A. Other Comprehensive income not to be reclassified to profit and loss in subsequent periods:			
Remeasurement of gains (losses) on defined benefit plans		(38.38)	226.95
Income tax effect		11.18	(66.09)
Equity Instruments through Other Comprehensive Income		(146.94)	(218.44)
Income tax effect		33.74	45.03
B. Other Comprehensive income to be reclassified to profit and loss in subsequent periods:			
Exchanges differences in translating the financial statements of a foreign operation		166.73	10.00
Other Comprehensive income for the year, net of tax		26.33	(2.55)
Total Comprehensive Income for the period, Net of Tax		2,272.40	1,923.57
Earnings per share for profit attributable to equity shareholders	29		
Basic and Diluted		2.71	2.32
Significant Accounting Policies and Notes on Accounts form an integral part of the financial statements.	1 to 43		

As per our report of even date
For S.C. Bandi & Co.
Chartered Accountants
Firm Registration Number: 130850W

S.C. Bandi
Proprietor
Membership No. 16932

Place: Mumbai
Date: May 22, 2019

For and on behalf of the Board of Directors

S. R. Soni
Chief Executive Officer

Pavan Kumar Soni
Chief Financial Officer

Manoj Jain
Company Secretary

Deepak Jatia
Chairman & Managing Director
(DIN : 01068689)

Tushya Jatia
Executive Director
(DIN: 02228722)

Place: Mumbai
Date: May 22, 2019

CONSOLIDATED STATEMENT OF CHANGES IN EQUITY FOR THE YEAR ENDED MARCH 31, 2019

A. Equity Share Capital

(₹ in Lacs)

Particulars	Balance at the Beginning of the year	Changes in Equity share capital during the year	Balance at the end of the year
March 31, 2018			
Numbers	8,28,54,663	-	8,28,54,663
Amount	828.55	-	828.55
March 31, 2019			
Numbers	8,28,54,663	-	8,28,54,663
Amount	828.55	-	828.55

B. Other Equity

(₹ in Lacs)

Particulars	Reserves and Surplus				Equity Instrument through OCI	Exchange Differences on Translating the Financial Statement of a Foreign Operation	Total
	General Reserve	Retained Earnings	Property, Plant and Equipment Reserve	Statutory Reserve			
As at April 1, 2017	2,874.81	8,742.72	8,748.49	56.42	791.88	(57.59)	21,156.73
Profit for the period	-	1,926.12	-	-	-	-	1,926.12
Other comprehensive income	-	160.86	-	-	(173.41)	10.00	(2.55)
Total comprehensive income for the year	-	2,086.98	-	-	(173.41)	10.00	1,923.57
Transfer from retained earnings	200.00	(253.32)	-	53.32	-	-	-
Transfer on sale of revalued assets	-	-	-	-	-	-	-
Issue of Bonus shares	-	-	-	-	-	-	-
Equity dividend paid	-	(248.56)	-	-	-	-	(248.56)
Tax on equity dividend paid	-	(50.61)	-	-	-	-	(50.61)
Transfer on sale of FVTOCI investments	-	0.68	-	-	(0.68)	-	-
As at March 31, 2018	3,074.81	10,277.90	8,748.49	109.74	617.79	(47.59)	22,781.14
Profit for the period	-	2,246.07	-	-	-	-	2,246.07
Other comprehensive income	-	(27.20)	-	-	(113.20)	166.73	26.33
Total comprehensive income for the year	-	2,218.87	-	-	(113.20)	166.73	2,272.40
Transfer from retained earnings	200.00	(223.77)	-	23.77	-	-	-
Transfer on sale of revalued assets	50.52	-	(52.44)	-	-	-	(1.92)
Equity Dividend Paid	-	(248.56)	-	-	-	-	(248.56)
Tax on equity dividend paid	-	(51.09)	-	-	-	-	(51.09)
As at March 31, 2019	3,325.33	11,973.35	8,696.05	133.51	504.59	119.14	24,751.97
Significant Accounting Policies and Notes on Accounts form an integral part of the financial statements.	1 to 43						

As per our report of even date

For S.C. Bandi & Co.

Chartered Accountants

Firm Registration Number: 130850W

S.C. Bandi

Proprietor

Membership No. 16932

Place: Mumbai

Date: May 22, 2019

For and on behalf of the Board of Directors

S. R. Soni

Chief Executive Officer

Deepak Jatia

Chairman & Managing Director

(DIN : 01068689)

Pavan Kumar Soni

Chief Financial Officer

Tushya Jatia

Executive Director

(DIN : 02228722)

Manoj Jain

Company Secretary

Place: Mumbai

Date: May 22, 2019

CONSOLIDATED STATEMENT OF CASH FLOWS FOR THE YEAR ENDED MARCH 31, 2019

	(₹ in Lacs)	
Particulars	2018-19	2017-18
CASH FLOWS FROM OPERATING ACTIVITIES:		
Profit before income tax:	3,035.89	2,638.75
Adjustments for:		
Depreciation and amortisation expense	1,590.88	1,565.78
Net Loss (Gain) on disposal of property, plant and equipments	(33.12)	13.79
Allowance for loss on trade receivables	102.58	7.92
Profit on sale of investments	-	(0.68)
Interest income classified as investing cash flows	(204.79)	(463.23)
Foreign Exchange Fluctuation	46.65	4.18
Finance Costs	912.70	1,067.26
Change in operating assets and liabilities:		
(Increase)/Decrease in trade receivables	(1,744.35)	590.08
(Increase)/Decrease in inventories	(454.14)	(820.58)
Increase/(decrease) in trade payables	176.62	(712.80)
Increase/(decrease) in other financial liabilities	702.54	624.98
Increase/(decrease) in other liabilities	(1.72)	(198.61)
(Increase)/decrease in other financial assets	(42.68)	(16.08)
(Increase)/decrease in other assets	(162.05)	(250.01)
(Increase)/decrease in other bank balances	(93.82)	(101.77)
Increase/(decrease) in provisions	8.74	(19.23)
Cash generated from operations	3,839.93	3,929.75
Less: Income taxes paid	(754.24)	(841.15)
Net cash inflow from operating activities	3,085.69	3,088.60
CASH FLOWS FROM INVESTING ACTIVITIES:		
Payments for property, plant and equipment	(7,793.61)	(3,510.99)
Proceeds from sale of investments	-	57.95
Payments for purchase of investments	-	(56.58)
(Increase)/decrease in loans	1,642.61	743.38
Proceeds from sale of property, plant and equipment	201.34	128.17
Interest received	204.67	462.21
Net cash outflow from investing activities	(5,744.99)	(2,175.86)

Particulars	2018-19	2017-18
CASH FLOWS FROM FINANCING ACTIVITIES:		
Proceeds from borrowings	9,194.48	9,231.13
Repayment of borrowings	(5,728.96)	(9,662.72)
Foreign Exchange Fluctuation Adjustment	430.92	19.68
Finance costs paid	(913.42)	(1,071.41)
Dividends paid	(248.56)	(248.56)
Dividend distribution tax paid	(51.09)	(50.61)
Net cash inflow (outflow) from financing activities	2,683.37	(1,782.48)
Net increase (decrease) in cash and cash equivalents	24.07	(869.74)
Cash and Cash Equivalents at the beginning of the financial year	473.14	1,342.88
Cash and Cash Equivalents at end of the year	497.21	473.14
Reconciliation of cash and cash equivalents as per the cash flow statement:		
Cash and cash equivalents as per above comprise of the following:		
Balances with banks on current accounts	461.77	457.28
Cash on hand	35.44	15.86
Balances per statement of cash flows	497.21	473.14
Significant Accounting Policies and Notes on Accounts form an integral part of 1 to 43 the financial statements.		

As per our report of even date
For S.C. Bandi & Co.

Chartered Accountants

Firm Registration Number: 130850W

S.C. Bandi

Proprietor

Membership No. 16932

Place: Mumbai

Date: May 22, 2019

For and on behalf of the Board of Directors
S. R. Soni

Chief Executive Officer

Deepak Jatia

Chairman & Managing Director
(DIN : 01068689)

Pavan Kumar Soni

Chief Financial Officer

Tushya Jatia

Executive Director

(DIN : 02228722)

Manoj Jain

Company Secretary

Place: Mumbai

Date: May 22, 2019

NOTES TO CONSOLIDATED FINANCIAL STATEMENTS FOR THE YEAR ENDED MARCH 31, 2019

1 Corporate Information

These statements comprise consolidated financial statements of ASI Industries Limited (L14101MH1945PLC256122) (the Holding Company) and its subsidiaries (collectively, 'the Company' or 'the Group') for the year ended March 31, 2019. The holding company is a public company domiciled in India and is incorporated on January 17, 1945 under the provisions of the Companies Act applicable in India. Its shares are listed on Bombay Stock Exchange (BSE) in India. The registered office of the holding company is located at Marathon Innova, A Wing, 7th Floor, Off: Ganpatrao Kadam Marg, Lower Parel, Mumbai - 400 013.

The Group is principally engaged in the mining, wind power and trading activities.

The consolidated financial statements were authorised for issue in accordance with a resolution of the directors on May 22, 2019.

2 Significant Accounting Policies

2.1 Basis of preparation

The consolidated financial statements of the company have been prepared and presented in accordance with the Indian Accounting Standards (Ind AS) as notified by Ministry of Corporate Affairs pursuant to Section 133 of the Companies Act, 2013 ("the Act") read with the Companies (Indian Accounting Standards) Rules, 2015 as amended and other relevant provisions of the Act.

The consolidated financial statements have been prepared on a historical cost basis, except for the following assets and liabilities which have been measured at fair value or revalued amount:

- Certain financial assets and liabilities measured at fair value or at amortised cost depending on the classification (refer accounting policy regarding financial instruments),
- Employee defined benefit assets/(obligations) are recognised as the net total of the fair value of plan assets, plus actuarial losses, less actuarial gains and the present value of the defined benefit obligations,

Accounting policies have been consistently applied except where a newly issued accounting standard is initially adopted or a revision to an existing accounting standard requires a change in the accounting policy hitherto in use.

2.2 Summary of significant accounting policies

(a) Principles of consolidation

Subsidiaries

Subsidiaries are all entities over which the group has control. The group controls an entity when the group is exposed to, or has rights to, variable returns from its involvement with the entity and has the ability to affect those returns through its power to direct the relevant activities of the entity.

Subsidiaries are fully consolidated from the date on which control is transferred to the group. They are deconsolidated from the date that control ceases.

Generally, there is a presumption that a majority of voting rights results in control. To support this presumption and when the group has less than a majority of voting or similar rights of an investee, the Group considers all relevant facts and circumstances in assessing whether it has power over an investee.

The Group re-assess whether or not it controls an investee if facts and circumstances indicate that there are changes to one or more of the elements of control.

A change in the ownership interest of a subsidiary, without a loss of control, is accounted for as an equity transaction.

The acquisition method of accounting is used to account for business combinations by the group.

The group combines the financial statements of the parent and its subsidiaries line by line adding together like items of assets, liabilities, equity, income and expenses. Intercompany transactions, balances and unrealised gains on transactions between group companies are eliminated. Unrealised losses are also eliminated unless the transaction provides evidence of an impairment of the transferred asset. Accounting policies of subsidiaries have been changed where necessary to ensure consistency with the policies adopted by the group.

The financial statements of all entities used for the purpose of consolidation are drawn up to same reporting date as that of the parent company, i.e., year ended on March 31.

Non-controlling interests in the results and equity of subsidiaries are shown separately in the consolidated statement of profit and loss, consolidated statement of changes in equity and balance sheet respectively.

Profit or loss and each component of other comprehensive income (the 'OCI') are attributed to the equity holders of the parent of the Group and to the non controlling interests, even if this results in the non controlling interest having a deficit balance. When necessary, adjustments are made to the financial statements of subsidiaries to bring there accounting policies into line with the Group's accounting policies.

(b) Business combinations and goodwill

Business combinations are accounted for using the acquisition method. The cost of an acquisition is measured as the aggregate of the consideration transferred measured at acquisition date fair value and the amount of any non controlling interests in the acquiree.

At the acquisition date, the identifiable assets acquired and the liabilities assumed are recognised at their acquisition date fair values. For this purpose, the liabilities assumed

NOTES TO CONSOLIDATED FINANCIAL STATEMENTS FOR THE YEAR ENDED MARCH 31, 2019

include contingent liabilities representing present obligation and they are measured at their acquisition fair values irrespective of the fact that outflow of resources embodying economic benefits is not probable.

When the Group acquires a business, it assesses the financial assets and liabilities assumed for appropriate classification and designation in accordance with the contractual terms, economic circumstances and pertinent conditions as at the acquisition date.

Any contingent consideration to be transferred by the acquirer is recognised at fair value at the acquisition date. Contingent consideration classified as an asset or liability that is a financial instrument and within the scope of Ind AS 109 Financial Instruments, is measured at fair value with changes in fair value recognised in profit or loss. If the contingent consideration is not within the scope of Ind AS 109, it is measured in accordance with the appropriate Ind AS. Contingent consideration that is classified as equity is not re-measured at subsequent reporting dates and subsequent its settlement is accounted for within equity.

Goodwill is initially measured at cost, being the excess of the aggregate of the consideration transferred and the amount recognised for non-controlling interests, and any previous interest held, over the net identifiable assets acquired and liabilities assumed. If the fair value of the net assets acquired is in excess of the aggregate consideration transferred, the Group re-assesses whether it has correctly identified all of the assets acquired and all of the liabilities assumed and reviews the procedures used to measure the amounts to be recognised at the acquisition date. If the reassessment still results in an excess of the fair value of net assets acquired over the aggregate consideration transferred, then the gain is recognised in OCI and accumulated in equity as capital reserve. However, if there is no clear evidence of bargain purchase, the entity recognises the gain directly in equity as capital reserve, without routing the same through OCI.

After initial recognition, goodwill is measured at cost less any accumulated impairment losses. For the purpose of impairment testing, goodwill acquired in a business combination is, from the acquisition date, allocated to each of the Company's cash-generating units that are expected to benefit from the combination, irrespective of whether other assets or liabilities of the acquiree are assigned to those units.

(c) Property, plant and equipment

Property, plant and equipment are stated at cost, net of accumulated depreciation and accumulated impairment losses, if any. Freehold land are stated at cost. The cost comprises purchase price, borrowing costs if capitalization criteria are met and directly attributable cost of bringing the asset to its working condition for the intended use. Any trade discounts and rebates are deducted in arriving at the purchase price.

Each part of an item of property, plant and equipment with a cost that is significant in relation to the total cost of the item is depreciated separately. When significant parts of plant and equipment are required to be replaced at intervals, the Company depreciates them separately based on their specific useful lives. Likewise, when a major inspection is performed, its cost is recognized in the carrying amount of the plant and equipment as a replacement if the recognition criteria are satisfied. All other repair and maintenance costs are recognized in profit or loss as incurred.

Subsequent expenditure related to an item of property, plant and equipment is added to its book value only if it increases the future benefits from its previously assessed standard of performance. All other expenses on existing property, plant and equipment, including day-to-day repair and maintenance expenditure and cost of replacing parts, are charged to the statement of profit and loss for the period during which such expenses are incurred.

Borrowing costs directly attributable to acquisition of property, plant and equipment which take substantial period of time to get ready for its intended use are also included to the extent they relate to the period till such assets are ready to be put to use.

Advances paid towards the acquisition of property, plant and equipment outstanding at each balance sheet date is classified as capital advances under other non-current assets.

An item of property, plant and equipment and any significant part initially recognized is de-recognized upon disposal or when no future economic benefits are expected from its use or disposal. Any gain or loss arising on de-recognition of the asset (calculated as the difference between the net disposal proceeds and the carrying amount of the asset) is included in the statement of profit and loss when the Property, plant and equipment is de-recognized.

Expenditure directly relating to construction activity is capitalized. Indirect expenditure incurred during construction period is capitalized to the extent to which the expenditure is indirectly related to construction or is incidental thereto. Other indirect expenditure (including borrowing costs) incurred during the construction period which is neither related to the construction activity nor is incidental thereto is charged to the statement of profit and loss.

Costs of assets not ready for use at the balance sheet date are disclosed under capital work-in-progress.

Depreciation methods, estimated useful lives and residual value

Depreciation is calculated on straight line basis using the useful lives as prescribed under Schedule II to the Companies Act, 2013 by the holding company. If the management's estimate of the useful life of a item of property, plant and

NOTES TO CONSOLIDATED FINANCIAL STATEMENTS FOR THE YEAR ENDED MARCH 31, 2019

equipment at the time of acquisition or the remaining useful life on a subsequent review is shorter than the envisaged in the aforesaid schedule, depreciation is provided at a higher rate based on the management's estimate of the useful life/remaining useful life.

Depreciation of property, plant and equipment of foreign subsidiary companies is provided using Straight Line Method over based on estimated useful life as determined by the management.

The property, plant and equipment acquired under finance leases is depreciated over the asset's useful life or over the shorter of the asset's useful life and the lease term if there is no reasonable certainty that the company will obtain ownership at the end of the lease term. Leasehold assets are amortised on a straight line basis over the balance period of lease.

The assets' residual values and useful lives are reviewed, and adjusted if appropriate, at the end of each reporting period. An asset's carrying amount is written down immediately to its recoverable amount if the asset's carrying amount is greater than its estimated recoverable amount.

(d) Intangible assets

Intangible assets that are acquired by the Company are measured initially at cost. After initial recognition, an intangible asset is carried at its cost less any accumulated amortization and accumulated impairment loss.

Subsequent expenditure is capitalized only when it increases the future economic benefits from the specific asset to which it relates. An intangible asset is derecognized on disposal or when no future economic benefits are expected from its use and disposal.

Losses arising from retirement and gains or losses arising from disposal of an intangible asset are measured as the difference between the net disposal proceeds and the carrying amount of the asset and are recognized in the statement of profit and loss.

Amortisation methods and periods

Intangible assets comprising of Surface Rights are amortized on a straight line basis over the useful life of ten years which is estimated by the management.

The estimated useful lives of intangible assets and the amortisation period are reviewed at the end of each financial year and the amortisation method is revised to reflect the changed pattern, if any.

(e) Research and development

Revenue expenditure pertaining to research is charged to the Statement of Profit and Loss. Development costs of products are also charged to the Statement of Profit and Loss in the year it is incurred, unless a product's technological feasibility has been established, in which case

such expenditure is capitalised. These costs are charged to the respective heads in the Statement of Profit and Loss in the year it is incurred. The amount capitalised comprises of expenditure that can be directly attributed or allocated on a reasonable and consistent basis for creating, producing and making the asset ready for its intended use. Fixed assets utilised for research and development are capitalised and depreciated in accordance with the policies stated for Tangible Fixed Assets and Intangible Assets.

(f) Impairment of non financial assets

The Company assesses, at each reporting date, whether there is an indication that an asset may be impaired. If any indication exists, or when annual impairment testing for an asset is required, the Company estimates the asset's recoverable amount. An asset's recoverable amount is the higher of an asset's or cash-generating unit's (CGU) fair value less costs of disposal and its value in use. Recoverable amount is determined for an individual asset, unless the asset does not generate cash inflows that are largely independent of those from other assets or groups of assets. When the carrying amount of an asset or CGU exceeds its recoverable amount, the asset is considered impaired and is written down to its recoverable amount.

In assessing value in use, the estimated future cash flows are discounted to their present value using a pre-tax discount rate that reflects current market assessments of the time value of money and the risks specific to the asset. In determining fair value less costs of disposal, recent market transactions are taken into account. If no such transactions can be identified, an appropriate valuation model is used.

Impairment losses are recognized in the statement of profit and loss. After impairment, depreciation is provided on the revised carrying amount of the asset over its remaining useful life.

When there is indication that an impairment loss recognised for an asset (other than a revalued asset) in earlier accounting periods no longer exists or may have decreased, such reversal of impairment loss is recognised in the Statement of Profit and Loss, to the extent the amount was previously charged to the Statement of Profit and Loss.

(g) Foreign currency translation

(i) Functional and presentation currency

Items included in the financial statements of the Group are measured using the currency of the primary economic environment in which the entities operates ('the functional currency'). The financial statements are presented in Indian rupee (₹), which is Group's functional and presentation currency.

(ii) Transactions and balances

Foreign currency transactions are translated into the functional currency using the exchange rates at the

NOTES TO CONSOLIDATED FINANCIAL STATEMENTS FOR THE YEAR ENDED MARCH 31, 2019

dates of the transactions. Foreign exchange gains and losses resulting from the settlement of such transactions and from the translation of monetary assets and liabilities denominated in foreign currencies at year end exchange rates are recognised in statement of profit or loss. Non monetary assets and liabilities are carried at cost.

(iii) Group companies

The results and financial position of foreign operations that have a functional currency different from the presentation currency are translated into the presentation currency as follows:

- assets and liabilities are translated at the closing rate at the date of that balance sheet
- income and expenses are translated at average exchange rates (unless this is not a reasonable approximation of the cumulative effect of the rates prevailing on the transaction dates, in which case income and expenses are translated at the dates of the transactions), and
- All resulting exchange differences are recognised in other comprehensive income.

When a foreign operation is sold, the associated exchange differences are reclassified to profit or loss, as part of the gain or loss on sale.

Goodwill and fair value adjustments arising on the acquisition of a foreign operation are treated as assets and liabilities of the foreign operation and translated at the closing rate.

(h) Financial Instruments

Financial assets and financial liabilities are recognised when a Company becomes a party to the contractual provisions of the instruments.

Initial Recognition

Financial assets and financial liabilities are initially measured at fair value. Transaction costs that are directly attributable to the acquisition or issue of financial assets and financial liabilities (other than financial assets and financial liabilities at fair value through profit or loss and ancillary costs related to borrowings) are added to or deducted from the fair value of the financial assets or financial liabilities, as appropriate, on initial recognition. Transaction costs directly attributable to the acquisition of financial assets or financial liabilities at fair value through profit or loss are recognised immediately in Statement of Profit and Loss.

Classification and Subsequent Measurement: Financial Assets

The Company classifies financial assets as subsequently measured at amortised cost, fair value through other

comprehensive income (“FVOCI”) or fair value through profit or loss (“FVTPL”) on the basis of following:

the entity’s business model for managing the financial assets and

the contractual cash flow characteristics of the financial asset.

(i) Amortised Cost

A financial asset shall be classified and measured at amortised cost if both of the following conditions are met:

- the financial asset is held within a business model whose objective is to hold financial assets in order to collect contractual cash flows and
- the contractual terms of the financial asset give rise on specified dates to cash flows that are solely payments of principal and interest on the principal amount outstanding.

(ii) Fair Value through other comprehensive income

A financial asset shall be classified and measured at fair value through OCI if both of the following conditions are met:

- the financial asset is held within a business model whose objective is achieved by both collecting contractual cash flows and selling financial assets and
- the contractual terms of the financial asset give rise on specified dates to cash flows that are solely payments of principal and interest on the principal amount outstanding.

(iii) Fair Value through Profit or Loss

A financial asset shall be classified and measured at fair value through profit or loss unless it is measured at amortised cost or at fair value through OCI.

All recognised financial assets are subsequently measured in their entirety at either amortised cost or fair value, depending on the classification of the financial assets.

Classification and Subsequent Measurement: Financial liabilities

Financial liabilities are classified as either financial liabilities at FVTPL or ‘other financial liabilities’.

(i) Financial Liabilities at FVTPL

Financial liabilities are classified as at FVTPL when the financial liability is held for trading or are designated upon initial recognition as FVTPL. Gains or Losses on liabilities held for trading are recognised in the Statement of Profit and Loss.

NOTES TO CONSOLIDATED FINANCIAL STATEMENTS FOR THE YEAR ENDED MARCH 31, 2019

(ii) Other Financial Liabilities:

Other financial liabilities (including borrowings and trade and other payables) are subsequently measured at amortised cost using the effective interest method.

The effective interest method is a method of calculating the amortised cost of a financial liability and of allocating interest expense over the relevant period. The effective interest rate is the rate that exactly discounts estimated future cash payments (including all fees and points paid or received that form an integral part of the effective interest rate, transaction costs and other premiums or discounts) through the expected life of the financial liability, or (where appropriate) a shorter period, to the net carrying amount on initial recognition.

Impairment of financial assets

Financial assets, other than those at FVTPL, are assessed for indicators of impairment at the end of each reporting period. The Company recognises a loss allowance for expected credit losses on financial asset. In case of trade receivables, the Company follows the simplified approach permitted by Ind AS 109 – Financial Instruments for recognition of impairment loss allowance. The application of simplified approach does not require the Company to track changes in credit risk. The Company calculates the expected credit losses on trade receivables using a provision matrix on the basis of its historical credit loss experience.

Derecognition of financial assets

The Company derecognises a financial asset when the contractual rights to the cash flows from the asset expire, or when it transfers the financial asset and substantially all the risks and rewards of ownership of the asset to another party. If the Company neither transfers nor retains substantially all the risks and rewards of ownership and continues to control the transferred asset, the Company recognises its retained interest in the asset and an associated liability for amounts it may have to pay. If the Company retains substantially all the risks and rewards of ownership of a transferred financial asset, the Company continues to recognise the financial asset and also recognises a collateralised borrowing for the proceeds received.

On derecognition of a financial asset in its entirety, the difference between the asset's carrying amount and the sum of the consideration received and receivable and the cumulative gain or loss that had been recognised in other comprehensive income and accumulated in equity is recognised in profit or loss if such gain or loss would have otherwise been recognised in profit or loss on disposal of that financial asset.

Derecognition of financial liabilities

A financial liability is derecognized when the obligation under the liability is discharged or cancelled or expires. When an existing financial liability is replaced by another from the same lender on substantially different terms, or the terms of an existing liability are substantially modified, such an exchange or modification is treated as the derecognition of the original liability and the recognition of a new liability. The difference in the respective carrying amounts is recognized in the statement of profit or loss.

Offsetting of financial instruments

Financial assets and financial liabilities are offset and the net amount is reported in the balance sheet if there is a currently enforceable legal right to offset the recognised amounts and there is an intention to settle on a net basis, to realise the assets and settle the liabilities simultaneously.

(i) Financial liabilities and equity instruments

Classification as debt or equity

Debt and equity instruments issued by the Company are classified as either financial liabilities or as equity in accordance with the substance of the contractual arrangements and the definitions of a financial liability and an equity instrument.

Equity instruments

An equity instrument is any contract that evidences a residual interest in the assets of an entity after deducting all of its liabilities. Equity instruments issued by a Company are recognised at the proceeds received.

(j) Taxes

(i) Current income tax

Current income tax assets and liabilities are measured at the amount expected to be recovered from or paid to the taxation authorities. The tax rates and tax laws used to compute the amount are those that are enacted or substantively enacted, at the reporting date in the countries where the company operates and generates taxable income.

Current income tax relating to items recognised outside profit or loss is recognised outside profit or loss (either in other comprehensive income or in equity). Current tax items are recognised in correlation to the underlying transaction either in OCI or directly in equity. Management periodically evaluates positions taken in the tax returns with respect to situations in which applicable tax regulations are subject to interpretation and establishes provisions where appropriate.

NOTES TO CONSOLIDATED FINANCIAL STATEMENTS FOR THE YEAR ENDED MARCH 31, 2019

(ii) Deferred tax

Deferred income tax is recognized using the balance sheet approach, deferred tax is recognized on temporary differences at the balance sheet date between the tax bases of assets and liabilities and their carrying amounts for financial reporting purposes, except when the deferred income tax arises from the initial recognition of goodwill or an asset or liability in a transaction that is not a business combination and affects neither accounting nor taxable profit or loss at the time of the transaction.

Deferred income tax assets are recognized for all deductible temporary differences, carry forward of unused tax credits and unused tax losses, to the extent that it is probable that taxable profit will be available against which the deductible temporary differences, and the carry forward of unused tax credits and unused tax losses can be utilized.

The carrying amount of deferred income tax assets is reviewed at each balance sheet date and reduced to the extent that it is no longer probable that sufficient taxable profit will be available to allow all or part of the deferred income tax asset to be utilized.

Deferred income tax assets and liabilities are measured at the tax rates that are expected to apply in the period when the asset is realized or the liability is settled, based on tax rates (and tax laws) that have been enacted or substantively enacted at the balance sheet date.

Deferred tax assets and deferred tax liabilities are offset if a legally enforceable right exists to set off current tax assets against current tax liabilities and the deferred taxes relate to the same taxable entity and the same taxation authority.

(k) Inventories

Inventories are valued at the lower of cost and net realisable value.

Costs incurred in bringing each product to its present location and condition are accounted for as follows:

Raw materials: cost includes cost of purchase and other costs incurred in bringing the inventories to their present location and condition. Cost is determined on weighted average basis.

Finished goods and work in progress: cost includes cost of direct materials and labour and a proportion of direct overheads. Cost is determined on weighted average basis.

Traded goods: cost includes cost of purchase and other costs incurred in bringing the inventories to their present location and condition. Cost is determined on weighted average basis.

Net realisable value is the estimated selling price in the ordinary course of business, less estimated costs of completion and the estimated costs necessary to make the sale. The net realizable value of work-in-progress is determined with reference to the selling prices of related finished products. Raw materials and other supplies held for use in production of finished products are not written down below cost except in cases where material prices have declined and it is estimated that the cost of the finished products will exceed their net realizable value.

(l) Revenue recognition

Revenue is measured at the fair value of the consideration received or receivable. Amounts disclosed as revenue are net of returns, trade allowances, rebates, value added taxes and amounts collected on behalf of third parties. The company recognises revenue when the amount of revenue can be reliably measured, it is probable that future economic benefits will flow to the entity and specific criteria have been met for each of the company's activities as described below. The company bases its estimates on historical results, taking into consideration the type of customer, the type of transaction and the specifics of each arrangement.

Recognising revenue from major business activities

(i) Sale of goods

Revenue from the sale of goods is recognised when the significant risks and rewards of ownership of the goods have passed to the buyer, usually on delivery of the goods. Revenue from the sale of goods is measured at the fair value of the consideration received or receivable, net of returns and allowances, trade discounts and volume rebates.

(ii) Interest income

For all debt instruments measured either at amortised cost or at fair value through other comprehensive income, interest income is recorded using the effective interest rate (EIR).

(iii) Dividend income

Revenue is recognised when the company's right to receive the payment is established, which is generally when shareholders approve the dividend.

(m) Employee benefits

(i) Short-term obligations

Liabilities for wages and salaries, including non-monetary benefits that are expected to be settled wholly within 12 months after the end of the period in which the employees render the related service are recognised in respect of employees' services up to the end of the reporting period and are measured at the amounts expected to be paid when the liabilities are settled.

NOTES TO CONSOLIDATED FINANCIAL STATEMENTS FOR THE YEAR ENDED MARCH 31, 2019

(ii) Other long-term employee benefit obligations

The earned leave obligations are presented as current liabilities in the balance sheet as the entity does not have an unconditional right to defer settlement for at least twelve months after the reporting period, regardless of when the actual settlement is expected to occur.

(iii) Post-employment obligations

The company operates the following post-employment schemes:

- (a) defined benefit plans viz gratuity,
- (b) defined contribution plans viz provident fund.

Gratuity obligations

The liability or asset recognised in the balance sheet in respect of defined benefit gratuity plans is the present value of the defined benefit obligation at the end of the reporting period less the fair value of plan assets. The defined benefit obligation is calculated annually by actuaries using the projected unit credit method. The plan assets are administered by the approved gratuity fund trust.

The present value of the defined benefit obligation is determined by discounting the estimated future cash outflows by reference to market yields at the end of the reporting period on government bonds that have terms approximating to the terms of the related obligation.

The net interest cost is calculated by applying the discount rate to the net balance of the defined benefit obligation and the fair value of plan assets. This cost is included in employee benefit expense in the statement of profit and loss.

Remeasurement gains and losses arising from experience adjustments and changes in actuarial assumptions are recognised in the period in which they occur, directly in other comprehensive income. They are included in retained earnings in the statement of changes in equity and in the balance sheet.

Changes in the present value of the defined benefit obligation resulting from plan amendments or curtailments are recognised immediately in profit or loss as past service cost.

Defined contribution plans

The company pays provident fund contributions to approved provident fund trust and publicly administered provident funds. The company has no further payment obligations once the contributions have been paid. The contributions are accounted for as defined contribution plans and the contributions are recognised as employee benefit expense when they are due. Prepaid contributions are recognised as an asset to the extent that a cash refund or a reduction in the future payments is available.

Retirement benefits to employees for the subsidiary companies have been provided in accordance with the contractual terms with the employees and same is as applicable as per the labour law requirements of respective countries.

(iii) Termination benefits

Termination benefits are payable when employment is terminated by the company before the normal retirement date, or when an employee accepts voluntary redundancy in exchange for these benefits.

(n) Leases

The determination of whether an arrangement is (or contains) a lease is based on the substance of the arrangement at the inception of the lease. The arrangement is, or contains, a lease if fulfillment of the arrangement is dependent on the use of a specific asset or assets and the arrangement conveys a right to use the asset or assets, even if that right is not explicitly specified in an arrangement.

(i) As a lessee

A lease is classified at the inception date as a finance lease or an operating lease. Leases of property, plant and equipment where the company, as lessee, has substantially all the risks and rewards of ownership are classified as finance leases.

Leases in which a significant portion of the risks and rewards of ownership are not transferred to the company as lessee are classified as operating leases. Payments made under operating leases are charged to profit or loss on a straight-line basis over the period of the lease unless the payments are structured to increase in line with expected general inflation to compensate for the lessor's expected inflationary cost increases.

(ii) As a lessor

Leases are classified as finance leases when substantially all of the risks and rewards of ownership transfer from the Company to the lessee. Amounts due from lessees under finance leases are recorded as receivables at the Company's net investment in the leases. Finance lease income is allocated to accounting periods so as to reflect a constant periodic rate of return on the net investment outstanding in respect of the lease.

Lease income from operating leases where the company is a lessor is recognised in income on a straight-line basis over the lease term unless the receipts are structured to increase in line with expected general inflation to compensate for the expected inflationary cost increases. The respective leased assets are included in the balance sheet based on their nature.

NOTES TO CONSOLIDATED FINANCIAL STATEMENTS FOR THE YEAR ENDED MARCH 31, 2019

(o) Provisions, Contingent Liabilities and Contingent Assets

Provisions are recognised when the Company has a present obligation (legal or constructive) as a result of a past event and it is probable that an outflow of resources, that can be reliably estimated, will be required to settle such an obligation.

If the effect of the time value of money is material, provisions are determined by discounting the expected future cash flows to net present value using an appropriate pre-tax discount rate that reflects current market assessments of the time value of money and, where appropriate, the risks specific to the liability. Unwinding of the discount is recognised in the Statement of Profit and Loss as a finance cost. Provisions are reviewed at each reporting date and are adjusted to reflect the current best estimate.

A present obligation that arises from past events where it is either not probable that an outflow of resources will be required to settle or a reliable estimate of the amount cannot be made, is disclosed as a contingent liability. Contingent liabilities are also disclosed when there is a possible obligation arising from past events, the existence of which will be confirmed only by the occurrence or non-occurrence of one or more uncertain future events not wholly within the control of the Company.

Claims against the Company where the possibility of any outflow of resources in settlement is remote, are not disclosed as contingent liabilities.

Contingent assets are not recognised in financial statements since this may result in the recognition of income that may never be realised. However, when the realisation of income is virtually certain, then the related asset is not a contingent asset and is recognised.

(p) Borrowing costs

Borrowing costs are interest and other costs that the Company incurs in connection with the borrowing of funds and is measured with reference to the effective interest rate (EIR) applicable to the respective borrowing.

Borrowing costs, allocated to qualifying assets, pertaining to the period from commencement of activities relating to construction / development of the qualifying asset up to the date of capitalisation of such asset are added to the cost of the assets. Capitalisation of borrowing costs is suspended and charged to the Statement of Profit and Loss during extended periods when active development activity on the qualifying assets is interrupted.

All other borrowing costs are recognised as an expense in the period which they are incurred.

(q) Segment Reporting - Identification of Segments

An operating segment is a component of the Company that engages in business activities from which it may earn revenues and incur expenses, whose operating results are regularly reviewed by the company's chief operating decision maker to make decisions for which discrete financial information is available. Based on the management approach as defined in Ind AS 108, the chief operating decision maker evaluates the Company's performance and allocates resources based on an analysis of various performance indicators by business segments and geographic segments

(r) Earnings per share

Basic earnings per share

Basic earnings per share is calculated by dividing:

- the profit attributable to owners of the company
- by the weighted average number of equity shares outstanding during the financial year, adjusted for bonus elements in equity shares issued during the year

Diluted earnings per share

Diluted earnings per share adjusts the figures used in the determination of basic earnings per share to take into account:

- the after income tax effect of interest and other financing costs associated with dilutive potential equity
- the weighted average number of additional equity shares that would have been outstanding assuming the conversion of all dilutive potential equity shares.

(s) Cash and cash equivalents

Cash and cash equivalent in the balance sheet comprise cash at banks and on hand and short-term deposits with an original maturity of three months or less, which are subject to an insignificant risk of changes in value.

For the purpose of the statement of cash flows, cash and cash equivalents consist of cash and short-term deposits, as defined above, net of outstanding bank overdrafts as they are considered an integral part of the Company's cash management.

(t) Current/non current classification

The Company presents assets and liabilities in the balance sheet based on current/ non-current classification. An asset is treated as current when it is:

- Expected to be realised or intended to be sold or consumed in normal operating cycle
- Held primarily for the purpose of trading
- Expected to be realised within twelve months after the reporting period, or

NOTES TO CONSOLIDATED FINANCIAL STATEMENTS FOR THE YEAR ENDED MARCH 31, 2019

- Cash or cash equivalent unless restricted from being exchanged or used to settle a liability for at least twelve months after the reporting period

All other assets are classified as non-current.

A liability is current when:

- It is expected to be settled in normal operating cycle
- It is held primarily for the purpose of trading
- It is due to be settled within twelve months after the reporting period, or
- There is no unconditional right to defer the settlement of the liability for at least twelve months after the reporting period

The company classifies all other liabilities as non-current.

Deferred tax assets and liabilities are classified as non-current assets and liabilities.

The operating cycle is the time between the acquisition of assets for processing and their realisation in cash and cash equivalents. The company has identified twelve months as its operating cycle.

(u) Dividends

Provision is made for the amount of any dividend declared, being appropriately authorised and no longer at the discretion of the entity, on or before the end of the reporting period but not distributed at the end of the reporting period.

(v) Rounding of amounts

All amounts disclosed in the financial statements and notes have been rounded off to the nearest Lakh as per the requirement of Schedule III, unless otherwise stated.

(w) Recent accounting pronouncements

Ind AS 116:

On March 30, 2019, the Ministry of Corporate Affairs (MCA) has notified Ind AS 116 Leases, under Companies (Indian Accounting Standards) Amendment Rules, 2019 which is applicable with effect from April 1, 2019.

Ind AS 116 sets out the principles for the recognition, measurement, presentation and disclosure of leases for both parties to a contract i.e., the lessee and the lessor. Ind AS 116 introduces a single lease accounting model for lessee and requires the lessee to recognize right of use assets and lease liabilities for all leases with a term of more than twelve months, unless the underlying asset is low value in nature. Currently, operating lease expenses are charged to the statement of profit and loss. Ind AS 116 substantially carries forward the lessor accounting requirements in Ind AS 17.

As per Ind As 116, the lessee needs to recognize depreciation on rights of use assets and finance costs on lease liabilities in the statement of profit and loss. The lease payments made by the lessee under the lease arrangement will be adjusted against the lease liabilities.

The Company will adopt the new standard on the required effective date.

3 Significant accounting judgements, estimates and assumptions

The preparation of these financial statements in conformity with the recognition and measurement principles of Ind AS requires the management of the Company to make estimates and assumptions that affect the reported balances of assets and liabilities, disclosures relating to contingent liabilities as at the date of the financial statements and the reported amounts of income and expense for the periods presented.

This note provides an overview of the areas that involved a higher degree of judgement or complexity, and of items which are more likely to be materially adjusted due to estimates and assumptions turning out to be different than those originally assessed. Detailed information about each of these estimates and judgements is included in relevant notes together with information about the basis of calculation for each affected line item in the financial statements.

Critical estimates and judgements

(i) Estimation of net realizable value for inventory

Inventory is stated at the lower of cost and net realizable value (NRV).

NRV for completed inventory is assessed by reference to market conditions and prices existing at the reporting date and is determined by the Company, based on comparable transactions identified.

(ii) Impairment of non - financial assets

The Company assesses, at each reporting date, whether there is an indication that an asset may be impaired. If any indication exists, or when annual impairment testing for an asset is required, the Company estimates the asset's recoverable amount. An asset's recoverable amount is the higher of an asset's or cash-generating unit's (CGU) fair value less costs of disposal and its value in use. Recoverable amount is determined for an individual asset, unless the asset does not generate cash inflows that are largely independent of those from other assets or groups of assets. When the carrying amount of an asset or CGU exceeds its recoverable amount, the asset is considered impaired and is written down to its recoverable amount.

NOTES TO CONSOLIDATED FINANCIAL STATEMENTS FOR THE YEAR ENDED MARCH 31, 2019

In assessing value in use, the estimated future cash flows are discounted to their present value using a pre-tax discount rate that reflects current market assessments of the time value of money and the risks specific to the asset. In determining fair value less costs of disposal, recent market transactions are taken into account. If no such transactions can be identified, an appropriate valuation model is used.

(iii) Recoverability of trade receivables

In case of trade receivables, the Company follows the simplified approach permitted by Ind AS 109 – Financial Instruments for recognition of impairment loss allowance. The application of simplified approach does not require the Company to track changes in credit risk. The Company calculates the expected credit losses on trade receivables using a provision matrix on the basis of its historical credit loss experience.

(iv) Useful lives of property, plant and equipment/intangible assets

The Company reviews the useful life of property, plant and equipment/intangible assets at the end of each

reporting period. This reassessment may result in change in depreciation expense in future periods.

(v) Valuation of deferred tax assets

The Company reviews the carrying amount of deferred tax assets at the end of each reporting period. The policy for the same has been explained under Note above.

(vi) Defined benefit plans

The cost of the defined benefit gratuity plan and other post-employment medical benefits and the present value of the gratuity obligation are determined using actuarial valuations. An actuarial valuation involves making various assumptions that may differ from actual developments in the future. These include the determination of the discount rate, future salary increases and mortality rates. Due to the complexities involved in the valuation and its long-term nature, a defined benefit obligation is highly sensitive to changes in these assumptions. All assumptions are reviewed at each reporting date.

NOTES TO CONSOLIDATED FINANCIAL STATEMENTS FOR THE YEAR ENDED MARCH 31, 2019

4. PROPERTY, PLANT AND EQUIPMENT

(₹ in Lacs)

Particulars	Land	Buildings	Quarry Development	Plant and Equipments	Heavy & Mobile Equipment	Furniture and Fixtures	Vehicles	Office Equipments	Computer Hardwares	Electric Installations	Total
GROSS CARRYING VALUE											
As at April 1, 2017	9,731.57	4,035.05	905.66	5,468.43	3,864.23	108.19	1,434.30	5.02	16.34	215.32	25,784.11
Additions	39.77	229.05	142.28	761.67	866.76	564.08	625.61	0.75	10.76	114.52	3,355.25
Disposals	-	-	-	(21.73)	(213.33)	-	(68.59)	-	-	-	(303.65)
Other Adjustments	-	0.33	2.79	12.35	11.92	0.16	0.45	-	-	-	28.00
As at March 31, 2018	9,771.34	4,264.43	1,050.73	6,220.72	4,529.58	672.43	1,991.77	5.77	27.10	329.84	28,863.71
Additions	36.50	26.44	114.02	379.24	14.14	32.65	1.84	1.53	1.77	24.31	632.44
Disposals	(52.63)	-	-	(62.83)	-	(20.81)	(5.78)	-	-	-	(142.05)
Other Adjustments	-	14.90	66.72	287.25	287.63	3.46	12.22	-	-	-	672.18
As at March 31, 2019	9,755.21	4,305.77	1,231.47	6,824.38	4,831.35	687.73	2,000.05	7.30	28.87	354.15	30,026.28
ACCUMULATED DEPRECIATION/ IMPAIRMENT											
As at April 1, 2017	-	94.91	263.94	447.23	500.59	21.23	259.45	1.85	3.47	27.96	1,620.63
Depreciation for the year	-	91.66	181.40	449.86	459.52	72.86	261.10	1.06	5.43	39.68	1,562.57
Deductions/Adjustments during the period	-	0.19	2.45	(4.60)	(137.23)	0.15	(22.65)	-	-	-	(161.69)
As at March 31, 2018	-	186.76	447.79	892.49	822.88	94.24	497.90	2.91	8.90	67.64	3,021.51
Depreciation for the year	-	105.17	111.77	458.94	520.37	100.33	240.82	1.05	6.22	43.02	1,587.69
Deductions/Adjustments during the period	-	1.95	27.24	(29.99)	46.67	(18.56)	0.79	-	-	-	28.10
As at March 31, 2019	-	293.88	586.80	1,321.44	1,389.92	176.01	739.51	3.96	15.12	110.66	4,637.30
Net Carrying value as at March 31, 2019	9,755.21	4,011.89	644.67	5,502.94	3,441.43	511.72	1,260.54	3.34	13.75	243.49	25,388.98
Net Carrying value as at March 31, 2018	9,771.34	4,077.67	602.94	5,328.23	3,706.70	578.19	1,493.87	2.86	18.20	262.20	25,842.20

Notes:

i. Assets under Construction

Capital work in progress comprises building being constructed/renovated and new equipments installed at Kota, Rajasthan site.

(₹ in Lacs)

Particulars

As at April 1, 2017

Additions

Amount Capitalised

Other Adjustments

As at March 31, 2018

Additions

Amount Capitalised

Other Adjustments

As at March 31, 2019

Amount

18.29

154.81

(156.00)

-

17.10

1,256.10

(27.68)

-

1,245.52

ii. Contractual Obligations

Refer to Note 30 for disclosure of contractual commitments for the acquisition of property, plant and equipment.

NOTES TO CONSOLIDATED FINANCIAL STATEMENTS FOR THE YEAR ENDED MARCH 31, 2019

5. GOODWILL AND OTHER INTANGIBLE ASSETS

Particulars	(₹ in Lacs)	
	Goodwill	Other Intangible Assets
GROSS CARRYING VALUE		
As at April 1, 2017	1,885.21	29.05
Additions	-	-
Other Adjustments	5.82	-
As at March 31, 2018	1,891.03	29.05
Additions	-	-
Other Adjustments	120.08	-
As at March 31, 2019	2,011.11	29.05
ACCUMULATED AMORTISATION AND IMPAIRMENT		
As at April 1, 2017	-	3.28
Amortisation for the year	-	3.22
Deductions/Adjustments during the period	-	-
As at March 31, 2018	-	6.50
Amortisation for the year	-	3.19
Deductions/Adjustments during the period	-	-
As at March 31, 2019	-	9.69
Net Carrying value as at March 31, 2019	2,011.11	19.36
Net Carrying value as at March 31, 2018	1,891.03	22.55

6. FINANCIAL ASSETS

Particulars	(₹ in Lacs)	
	March 31, 2019	March 31, 2018
(A) INVESTMENTS		
Non Current		
(1) Investments carried at fair value through Other Comprehensive Income		
Unquoted		
Investments in Equity Instruments		
4,10,000 Equity Shares of Rs. 10/- each fully paid up in Stone Masters (India) Pvt. Ltd. (March 31, 2018: 4,10,000)	670.46	814.02
100 Equity Shares of Rs. 25/- each fully paid up in Sarvodaya Sahakari Samiti Limited (March 31, 2018: 100)	0.03	0.03
Total	670.49	814.05
Aggregate amount of quoted investments	-	-
Market value of quoted investments	-	-
Aggregate amount of unquoted investments	670.49	814.05
Current		
Investments carried at fair value through Other Comprehensive Income		
Quoted		
Investments in Equity Instruments		
7,000 Equity Shares of Rs. 10/- each fully paid up in Aditya Birla Capital Limited (March 31, 2018: 7000)	6.84	10.21
Total	6.84	10.21

NOTES TO CONSOLIDATED FINANCIAL STATEMENTS FOR THE YEAR ENDED MARCH 31, 2019

(₹ in Lacs)

Particulars	March 31, 2019		March 31, 2018	
Aggregate amount of quoted investments	6.84		10.21	
Market value of quoted investments	6.84		10.21	
Aggregate amount of unquoted investments	-		-	
(B) LOANS				
Current				
Unsecured and Considered Good				
Loans to Employees	15.68		14.64	
Loans to Others	-		1,643.65	
Total	15.68		1,658.29	
(C) OTHER FINANCIAL ASSETS				
Current				
Financial assets carried at amortised cost				
Security Deposits	261.47		218.79	
Interest Accrued on Fixed Deposits	3.20		3.08	
Total	264.67		221.87	

7. INVENTORIES

(₹ in Lacs)

Particulars (Valued at lower of Cost and Net Realisable value)	March 31, 2019		March 31, 2018	
Raw materials	-		-	
Work-in-process	874.13		745.43	
Finished goods	2,023.93		1,796.52	
Stock-in-trade				
Stores and Spares including Goods in Transit ₹ 14.58 Lacs (March 31, 2018: ₹ 17.76 Lacs)	933.55		835.52	
Total	3,831.61		3,377.47	

8. TRADE RECEIVABLES

(₹ in Lacs)

Particulars	March 31, 2019		March 31, 2018	
Current				
Trade Receivables from customers	12,374.75		10,732.98	
Total	12,374.75		10,732.98	
Breakup of Security details				
Secured, considered good	-		-	
Unsecured, considered good	12,588.91		10,844.56	
Doubtful	-		-	
	12,588.91		10,844.56	
Loss Allowance (allowance for bad and doubtful debts)				
Unsecured, considered good	214.16		111.58	
Doubtful	-		-	
	214.16		111.58	
Total	12,374.75		10,732.98	

NOTES TO CONSOLIDATED FINANCIAL STATEMENTS FOR THE YEAR ENDED MARCH 31, 2019

9. CASH AND CASH EQUIVALENTS

Particulars	(₹ in Lacs)	
	March 31, 2019	March 31, 2018
Balances with banks on current accounts	461.77	457.28
Cash on hand	35.44	15.86
Total	497.21	473.14

10. OTHER BANK BALANCES

Particulars	(₹ in Lacs)	
	March 31, 2019	March 31, 2018
Deposits with banks to the extent held as margin money *	295.54	273.96
Unclaimed Dividend Accounts	40.28	39.25
Unclaimed sales proceeds of Fractional Bonus Shares	0.02	0.02
Other Deposits with banks **	357.80	286.59
Total	693.64	599.82

* Pledged with the Bank towards Letter of Credit and Bank Guarantee availed by the Company. Deposits having maturity period of more than twelve months amounting ₹ 0.60 Lacs (March 31, 2018: ₹ Nil)

** Pledged with Government Department as security ₹ 279.80 Lacs (March 31, 2018: ₹ 286.59 Lacs). Deposits having maturity period of more than twelve months amounting ₹ 157.85 Lacs (March 31, 2018: ₹ 158.93 Lacs)

11. OTHER ASSETS

Particulars	(₹ in Lacs)	
	March 31, 2019	March 31, 2018
Non Current		
Capital Advances	5,537.78	277.21
Advances other than Capital advances		
- Prepaid expenses	15.44	3.29
- Payment of Taxes (Net of Provisions)	90.21	118.71
Total	5,643.43	399.21
Current		
Advance against purchases and expenses	214.52	105.82
Prepaid expenses	104.78	135.65
Balances with Statutory, Government Authorities	419.57	396.18
Other current assets	534.04	485.36
Total	1,272.91	1,123.01

NOTES TO CONSOLIDATED FINANCIAL STATEMENTS FOR THE YEAR ENDED MARCH 31, 2019

12. SHARE CAPITAL

i. Authorised Share Capital

(₹ in Lacs)

Particulars	Equity Share		Redeemable Preference Share	
	Number	Amount	Number	Amount
At April 1, 2017	23,00,00,000	2,300.00	2,00,000	200.00
Increase/(decrease) during the year	-	-	-	-
At March 31, 2018	23,00,00,000	2,300.00	2,00,000	200.00
Increase/(decrease) during the year	-	-	-	-
At March 31, 2019	23,00,00,000	2,300.00	2,00,000	200.00

Terms/rights attached to equity shares

The Company has only one class of equity share having a par value of ₹ 1 per share. Each holder of equity shares is entitled to one vote per share. The Company declares and pays dividends in Indian Rupees. The dividend proposed by the Board of Directors is subject to the approval of the shareholders in the ensuing Annual General Meeting. During the year ended March 31, 2019, the amount of per share dividend recognized as distributions to equity shareholders was Rs. 0.30 per share (Previous year Rs. 0.30 per share) (Refer Note 31).

In the event of liquidation of the company, the holders of equity shares will be entitled to receive remaining assets of the company, after distribution of all preferential amounts. The distribution will be in proportion to the number of equity shares held by the shareholders.

ii. Issued Capital

Particulars	Number	Amount
Equity shares of ₹ 1 each issued, subscribed and fully paid		
At April 1, 2017	8,28,54,663	828.55
Issued during the period	-	-
At March 31, 2018	8,28,54,663	828.55
Issued during the period	-	-
At March 31, 2019	8,28,54,663	828.55

iii. Details of shareholders holding more than 5% shares in the company

Name of the shareholder	As at March 31, 2019		As at March 31, 2018	
	Number	% holding	Number	% holding
Equity shares of ₹ 1 each fully paid				
Deejay Mining & Exports Private Limited	4,07,14,762	49.14%	4,07,14,762	49.14%
Stone Masters (India) Private Limited	1,42,21,462	17.15%	1,42,21,462	17.15%

As per records of the Company, including its register of shareholders/members and other declarations received from shareholders regarding beneficial interest, the above shareholding represents both legal and beneficial ownerships of shares.

iv. Aggregate number of equity shares issued as bonus, shares issued for consideration other than cash and shares bought back during the period of five years immediately preceding the reporting date:

	March 31, 2019 Number	March 31, 2018 Number	March 31, 2017 Number	March 31, 2016 Number	March 31, 2015 Number
Shares have been issued as fully - paid Bonus Shares by capitalisation of General Reserve		-	1,65,70,933	-	-

v. None of the above shares are reserved for issue under options/contract/commitments for sale of shares or disinvestment.

NOTES TO CONSOLIDATED FINANCIAL STATEMENTS FOR THE YEAR ENDED MARCH 31, 2019

13. OTHER EQUITY

i. Reserves and Surplus

(₹ in Lacs)

Particulars	March 31, 2019	March 31, 2018
(a) General Reserve	3,325.33	3,074.81
(b) Retained Earnings	11,973.35	10,277.90
(c) Property, Plant and Equipment Reserve	8,696.05	8,748.49
(d) Statutory Reserve	133.51	109.74
	24,128.24	22,210.94

(a) General Reserve

(₹ in Lacs)

Particulars	March 31, 2019	March 31, 2018
Opening balance	3,074.81	2,874.81
Add/(Less):		
Transfer from Retained Earnings	200.00	200.00
Transfer on sale of revalued assets	50.52	-
Issue of Bonus shares	-	-
Closing balance	3,325.33	3,074.81

General reserve is created from time to time by way of transfer from free reserve for appropriation purpose. General reserve is created by transfer from one component of equity to another.

(b) Retained Earnings

(₹ in Lacs)

Particulars	March 31, 2019	March 31, 2018
Opening balance	10,277.90	8,742.72
Net Profit/(Loss) for the period	2,246.07	1,926.12
Add/(Less):		
Transfer to General Reserve	(200.00)	(200.00)
Transfer to Statutory Reserve	(23.77)	(53.32)
Equity Dividend Paid	(248.56)	(248.56)
Tax on equity dividend paid	(51.09)	(50.61)
Transfer on Sale of FVTOCI Investments	-	0.68
Items of Other Comprehensive Income directly recognised in Retained Earnings		
Remeasurement of post employment benefit obligation, net of tax	(27.20)	160.86
Closing balance	11,973.35	10,277.90

(c) Property, Plant and Equipment Reserve

(₹ in Lacs)

Particulars	March 31, 2019	March 31, 2018
Opening balance	8,748.49	8,748.49
Add/(Less): Transfer on sale of revalued assets	(52.44)	-
Closing balance	8,696.05	8,748.49

Property, plant and equipment reserve represents reserve created on revaluation of freehold land in the year 2006-07. It is a non distributable reserve.

NOTES TO CONSOLIDATED FINANCIAL STATEMENTS FOR THE YEAR ENDED MARCH 31, 2019

(d) Statutory Reserve

Particulars	(₹ in Lacs)	
	March 31, 2019	March 31, 2018
Opening balance	109.74	56.42
Add/(Less): Transfer from Retained Earnings	23.77	53.32
Closing balance	133.51	109.74

ii. Components of Other Comprehensive Income

Particulars	(₹ in Lacs)	
	March 31, 2019	March 31, 2018
(a) Equity Instruments through OCI	504.59	617.79
(b) Exchange differences on translating the financial statements of a foreign operation	119.14	(47.59)
Total	623.73	570.20

(a) Equity Instruments through OCI

Particulars	(₹ in Lacs)	
	March 31, 2019	March 31, 2018
Opening balance	617.79	791.88
Changes in the Fair Valuation	(113.20)	(173.41)
Transfer on Sale of FVTOCI Investments	-	(0.68)
Closing balance	504.59	617.79

(b) Exchange Differences on Translating the Financial Statement of a Foreign Operation

Particulars	(₹ in Lacs)	
	March 31, 2019	March 31, 2018
Opening balance	(47.59)	(57.59)
Translation difference for the year	166.73	10.00
Closing balance	119.14	(47.59)

14. BORROWINGS

Particulars	(₹ in Lacs)	
	March 31, 2019	March 31, 2018
Non Current Borrowings		
Secured		
Term Loans		
From Banks	10,477.14	8,228.43
From Others	426.79	644.58
Unsecured		
Loan from Others	4,780.60	4,049.91
(A)	15,684.53	12,922.92
Current Maturity of Non Current Borrowings		
Term Loans		
From Banks	1,960.65	2,173.60
From Others	218.70	246.79
(B)	2,179.35	2,420.39
Total (A)-(B)	13,505.18	10,502.53

NOTES TO CONSOLIDATED FINANCIAL STATEMENTS FOR THE YEAR ENDED MARCH 31, 2019

Nature of Security and Terms of Repayment

- a. Term loan from Bank, balance outstanding amounting to ₹ 566.14 Lacs (March 31, 2018: ₹ 799.59 Lacs) is secured by first charge on the specific immovable property and guaranteed by Directors. Repayable in 115 EMI of ₹ 24.94 Lacs starting from November 2011. Last installment due in May, 2021 (Current Rate of Interest as on 31.03.2019 is 9.60% p.a.)
- b. Term loan from Bank, balance outstanding amounting to ₹ 943.52 Lacs (March 31, 2018: ₹ 1074.56 Lacs) is secured by first charge on the specific immovable property and guaranteed by Directors. Repayable in 116 EMI of ₹ 20.09 Lacs starting from December, 2014. Last installment due in June, 2024 (Current Rate of Interest as on 31.03.2019 is 10.95% p.a.)
- c. Term loan from Bank, balance outstanding amounting to ₹ Nil (March 31, 2018: ₹ 21.67 Lacs) is secured by first charge on the specific immovable property and guaranteed by Directors. Repayable in 36 EMI of ₹ 7.22 Lacs (excluding interest) starting from July, 2015. Last installment due in June, 2018 (Current Rate of Interest as on 31.03.2019 is 11.10% p.a.)
- d. Equipment and vehicle loan balance outstanding amounting to ₹ 349.66 Lacs (March 31, 2018: ₹ 458.95 Lacs) is secured by hypothecation of specific assets and guaranteed by Directors. Repayable in 36 EMI of ₹ 11.84 Lacs starting from Jan, 2018. Last installment due in Dec., 2021 (Current Rate of Interest as on 31.03.2019 is 8% p.a.)
- e. Equipment and vehicle loan balance outstanding amounting to ₹ 110.34 Lacs (March 31,2018: ₹ 143.70 Lacs) is secured by hypothecation of specific assets and guaranteed by Directors. Repayable in 36 EMI of ₹ 3.64 Lacs starting from Feb., 2018. Last installment due in Jan., 2022 (Current Rate of Interest as on 31.03.2019 is 8% p.a.)
- f. Vehicle loans balance outstanding amounting to ₹ 252.06 Lacs (March 31, 2018: ₹ 374.06 Lacs) is secured by hypothecation of specific vehicle and guaranteed by Directors. Repayable on various payment dates starting from Mar, 2016 and last installment due in June, 2021. (Rate of Interest ranging from 7.99% to 9.36% p.a.)
- g. ECB Loan from Bank, balance outstanding amounting to ₹ 3272.27 Lacs (March 31, 2018: ₹ 3589.71 Lacs)is secured by first charge on the specific immovable property and guaranteed by Directors. Repayable in 26 quarterly installment starting from February, 2017. Last installment due in May, 2023 (Current Rate of Interest as on 31.03.2019 is 5.16% p.a.)
- h. Equipment and vehicle loan balance outstanding amounting to ₹ 84.52 Lacs (March 31,2018: ₹ Nil) is secured by hypothecation of specific assets and guaranteed by Directors. Repayable in 47 EMI of ₹ 2.26 Lacs starting from Jan.,2019. Last installment due in Nov., 2022 (Current Rate of Interest as on 31.03.2019 is 9% p.a.)
- i. Equipment and vehicle loan balance outstanding amounting to ₹ 219.69 Lacs (March 31,2018: ₹ Nil) is secured by hypothecation of specific assets and guaranteed by Directors. Repayable in 47 EMI of ₹ 6.00 Lacs starting from Dec.,2018. Last installment due in Oct., 2022 (Current Rate of Interest as on 31.03.2019 is 9% p.a.)
- j. Equipment and vehicle loan balance outstanding amounting to ₹ 99.75 Lacs (March 31,2018: ₹ Nil) is secured by hypothecation of specific assets and guaranteed by Directors. Repayable in 36 EMI of ₹ 4.58 Lacs starting from April, 2018. Last installment due in March, 2021 (Current Rate of Interest as on 31.03.2019 is 9.50% p.a.)
- k. Term Loan from Bank, balance outstanding amounting to ₹ 3743.86 Lacs (March 31, 2018: ₹ Nil) is secured by first charge on some specific immovable properties along with all the assets of new engineered stone project and guaranteed by Directors/ Group Company. Repayable in 10 years including moratorium period of two years and quarterly installment starting from June 2021. Last installment due in March, 2029 (Current Rate of Interest as on 31.03.2019 is 6.60% to 6.63% p.a.)
- l. Term loan availed by Subsidiary/JV from Bank, balance outstanding amounting to ₹ 835.32 Lacs (March 31, 2018: ₹ 1,766.19 Lacs) is secured against hypothecation of specific assets and guaranteed by Directors. Repayable on various payment dates starting from July, 2015 and Last installment due in September, 2022 (Rate of Interest ranging from 5.5% to 6.75% p.a.)
- m. Term loan availed by the Subsidiary/JV from others, balance outstanding amounting to ₹ 426.80 (March 31, 2018: ₹ 644.58 Lacs) is secured against specific equipment. Repayable on various payment dates starting from March, 2016 and Last installment due in May, 2021 (Rate of Interest 3% p.a.)
- n. Unsecured loans availed by the Subsidiary/JV from others amounting to ₹ 4,780.60 Lacs (March 31, 2018: ₹ 4,049.91 Lacs). Repayable on completion of 10 years (Rate of Interest LIBOR + 0.5%).

NOTES TO CONSOLIDATED FINANCIAL STATEMENTS FOR THE YEAR ENDED MARCH 31, 2019

Particulars	(₹ in Lacs)	
	March 31, 2019	March 31, 2018
Current Borrowings		
Secured		
(a) Cash Credit / WCDL / Overdraft from Bank	4,428.61	3,917.83
(b) Bills Payable	2,497.85	1,873.80
Unsecured		
(c) Loans from Others	-	-
Total	6,926.46	5,791.63

Nature of Security

- (a) Cash Credit/ WCDL from bank is secured by first charge by way of hypothecation of mining and stone related business stock, book debts, etc. and equitable mortgage on specific immovable property and guaranteed by Directors.
- (b) Bills Payable is secured by first charge by way of hypothecation of trading business related stock, book debts etc. and equitable mortgage on specific immovable property and guaranteed by Directors.

Net debt Reconciliation

Particulars	(₹ in Lacs)		
	Liabilities from financing activities		
	Non Current Borrowings	Current Borrowings	Total
Net Debt as at April 1, 2017	13,147.81	6,018.09	19,165.90
Cash Inflows	1,847.52	7,383.61	9,231.13
Cash Outflows	(2,052.65)	(7,610.07)	(9,662.72)
Foreign Exchange Fluctuation Adjustment	19.68	-	19.68
Interest Expense	692.62	307.72	1,000.34
Interest Paid	(696.76)	(307.72)	(1,004.48)
Net Debt as at March 31, 2018	12,958.22	5,791.63	18,749.85
Cash Inflows	4,950.21	4,244.27	9,194.48
Cash Outflows	(2,598.85)	(3,130.11)	(5,728.96)
Foreign Exchange Fluctuation Adjustment	410.25	20.67	430.92
Interest Expense	569.82	303.88	873.70
Interest Paid	(570.54)	(303.88)	(874.42)
Net Debt as at March 31, 2019	15,719.11	6,926.46	22,645.57

15. INCOME TAX

Deferred Tax

Particulars	(₹ in Lacs)	
	March 31, 2019	March 31, 2018
Deferred tax relates to the following:		
Accelerated Depreciation for Tax purpose	(389.67)	(361.13)
Revaluation of FVTOCI investments to fair value	(130.12)	(165.44)
Disallowances u/s 43B of Income Tax Act, 1961	37.82	36.63
Impairment on Financial Assets	62.36	32.49
Net Deferred Tax Assets / (Liabilities)	(419.61)	(457.45)

NOTES TO CONSOLIDATED FINANCIAL STATEMENTS FOR THE YEAR ENDED MARCH 31, 2019

Movement in deferred tax liabilities/assets

(₹ in Lacs)

Particulars	March 31, 2019	March 31, 2018
Opening balance as of April 1	(457.45)	(485.08)
Tax income/(expense) during the period recognised in Statement of Profit and Loss	4.10	(17.39)
Tax income/(expense) during the period recognised in Other Comprehensive Income	33.74	45.03
Closing balance as at March 31	(419.61)	(457.45)

The Company offsets tax assets and liabilities if and only if it has a legally enforceable right to set off current tax assets and current tax liabilities and the deferred tax assets and deferred tax liabilities relate to income taxes levied by the same tax authority

Major Components of income tax expense for the years ended March 31, 2019 and March 31, 2018 are as follows:

i. Income tax recognised in profit or loss

(₹ in Lacs)

Particulars	2018-19	2017-18
Current income tax charge	760.69	693.91
Adjustment in respect of current income tax of previous year	33.23	1.33
Deferred tax		
Relating to origination and reversal of temporary differences	(4.10)	17.39
Income tax expense recognised in profit or loss	789.82	712.63

ii. Income tax recognised in OCI

(₹ in Lacs)

Particulars	March 31, 2019	March 31, 2018
Unrealised (gain)/loss on FVTOCI equity securities	(33.74)	(45.03)
Net loss/(gain) on remeasurements of defined benefit plans	(11.18)	66.09
Income tax expense recognised in OCI	(44.92)	21.06

Reconciliation of tax expense and accounting profit multiplied by income tax rate for March 31, 2019 and March 31, 2018

(₹ in Lacs)

Particulars	March 31, 2019	March 31, 2018
Profit before tax	3,035.89	2,638.75
Enacted tax rate in India	29.120%	34.608%
Income tax on accounting profits	884.05	913.22
Tax Effect of		
Expenses not allowable or considered separately under Income Tax	41.47	51.39
Capital Gain	10.47	0.12
Expenses allowable and others	(81.22)	(87.81)
Tax relating to earlier years	33.23	1.33
Income of subsidiaries exempted from tax	(98.18)	(165.62)
Tax at effective income tax rate	789.82	712.63

16. TRADE PAYABLES

(₹ in Lacs)

Particulars	March 31, 2019	March 31, 2018
Current		
Trade Payables to Micro, Small and Medium Enterprises	-	-
Trade Payables to Others	612.38	435.76
Total	612.38	435.76

Note: Based on the information and explanation available with management there are no amounts due to the suppliers covered under the Micro, Small and Medium Enterprises Development Act, 2006.

NOTES TO CONSOLIDATED FINANCIAL STATEMENTS FOR THE YEAR ENDED MARCH 31, 2019

17. OTHER FINANCIAL LIABILITIES

Particulars	(₹ in Lacs)	
	March 31, 2019	March 31, 2018
Current		
Financial Liabilities at amortised cost		
Current maturities of long term debts	2,179.35	2,420.38
Interest accrued but not due on borrowings	34.58	35.30
Unclaimed Dividend	40.28	39.25
Unclaimed amount of sale proceeds of fractional coupons of bonus shares issued *	0.02	0.02
Unclaimed Matured Public Deposits *	0.50	0.50
Retention Money and Other Deposits	5.63	29.18
Creditors for Capital goods	63.00	232.52
Dues to employees	490.32	585.63
Other Payables	2,873.32	1,883.43
Total	5,687.00	5,226.21

* These figures do not include any amounts, due and outstanding, to be credited to Investor Education and Protection Fund.

18. OTHER LIABILITIES

Particulars	(₹ in Lacs)	
	March 31, 2019	March 31, 2018
Current		
Advance received from Customers	749.09	670.26
Advance received for sale of property, plant and equipment	28.91	74.48
Statutory Liabilities	230.88	265.86
Total	1,008.88	1,010.60

19. PROVISIONS

Particulars	(₹ in Lacs)	
	March 31, 2019	March 31, 2018
Non Current		
Provision for employee benefits	-	-
Current		
Provision for employee benefits	196.17	149.05
Total	196.17	149.05

20. CURRENT TAX LIABILITY(NET)

Particulars	(₹ in Lacs)	
	March 31, 2019	March 31, 2018
Opening balance	-	-
Add: Current tax payable for the year	760.69	693.91
Less: Taxes paid	(760.69)	(693.91)
Closing Balance	-	-

NOTES TO CONSOLIDATED FINANCIAL STATEMENTS FOR THE YEAR ENDED MARCH 31, 2019

21. REVENUE FROM OPERATIONS

Particulars	(₹ in Lacs)	
	2018-19	2017-18
Sale of Products		
- Stones	21,609.75	20,441.41
- Wind Power	96.69	74.80
- Traded Goods Sold	4,284.71	10,894.76
Total	25,991.15	31,410.97

22. OTHER INCOME

Particulars	(₹ in Lacs)	
	2018-19	2017-18
Interest income on		
- Bank deposits	37.98	37.49
- Loans to others	166.81	425.74
Other Non Operating Income		
Net gain on disposal of property, plant and equipment	33.12	-
Insurance Claim Received	13.86	14.78
Foreign Exchange Fluctuation Gain	1.90	-
Miscellaneous Income	972.95	144.93
Total	1,226.62	622.94

23. PURCHASES OF STOCK-IN-TRADE

Particulars	(₹ in Lacs)	
	2018-19	2017-18
Purchase of Traded Goods	4,234.45	10,669.81
Total	4,234.45	10,669.81

24. CHANGES IN INVENTORIES OF FINISHED GOODS AND WORK-IN-PROGRESS

Particulars	(₹ in Lacs)	
	2018-19	2017-18
Inventories as at the beginning of the year		
Work - in - process	745.43	383.43
Finished goods	1,796.52	1,451.26
Total	2,541.95	1,834.69
Less : Inventories as at the end of the year		
Work - in - process	874.13	745.43
Finished goods	2,023.93	1,796.52
Total	2,898.06	2,541.95
Effect of foreign exchange fluctuation	(51.32)	(2.95)
Net decrease / (increase) in inventories	(304.79)	(704.31)

NOTES TO CONSOLIDATED FINANCIAL STATEMENTS FOR THE YEAR ENDED MARCH 31, 2019

25. EMPLOYEE BENEFITS EXPENSE

Particulars	(₹ in Lacs)	
	2018-19	2017-18
Salaries, wages and bonus	3,384.21	3,681.72
Directors Remuneration	371.00	191.24
Contribution to provident and other funds	327.70	373.10
Staff welfare expenses	122.56	121.53
Total	4,205.47	4,367.59

26. FINANCE COST

Particulars	(₹ in Lacs)	
	2018-19	2017-18
Interest expense on debts and borrowings	873.70	1,000.33
Bank Charges	39.00	66.93
Total	912.70	1,067.26

27. DEPRECIATION AND AMORTISATION EXPENSE

Particulars	(₹ in Lacs)	
	2018-19	2017-18
Depreciation on Property, Plant and Equipment	1,587.69	1,562.57
Amortisation on Intangible Assets	3.19	3.21
Total	1,590.88	1,565.78

28. OTHER EXPENSES

Particulars	(₹ in Lacs)	
	2018-19	2017-18
Mining and Production Expenses		
Purchase	170.40	262.14
Stores and Spare parts consumed	812.39	655.22
Raising and Mining Expenses	1,555.85	1,271.24
Power and Fuel	4,616.82	3,985.58
Royalty and DMFT Contribution on stone	3,772.18	3,634.50
Repairs to Machinery	281.71	248.39
Other Manufacturing expenses	555.80	409.71
(A)	11,765.15	10,466.78
Selling and Distribution Expenses		
Commission on sales	265.65	319.43
Other Selling and Distribution Expenses	199.28	365.58
(B)	464.93	685.01
Establishment Expenses		
Payment to Auditors (Refer Note (a) below)	18.30	18.91
Insurance	100.90	91.55
Legal and professional fees	155.95	225.35

NOTES TO CONSOLIDATED FINANCIAL STATEMENTS FOR THE YEAR ENDED MARCH 31, 2019

Particulars	(₹ in Lacs)	
	2018-19	2017-18
Rates and taxes	80.52	76.26
Rent	136.12	143.08
Repairs to Building and Others	62.20	54.51
Travelling and conveyance expenses	102.51	78.33
Net loss on disposal of property, plant and equipment	-	13.79
Allowance for doubtful debts and advances	102.58	7.92
Foreign exchange fluctuation loss	-	-
Corporate social responsibility expenditure (Refer Note (b) below)	36.75	44.67
Director Fees	0.28	0.42
Charity and Donations	2.55	3.99
General Expense	514.43	518.46
	(C) 1,313.09	1,277.24
Total (A+B+C)	13,543.17	12,429.03

(a) Details of Payments to auditors

Particulars	(₹ in Lacs)	
	2018-19	2017-18
Audit Fee	15.13	14.26
Tax audit fee	0.75	0.75
Limited review fee	0.75	0.75
Reimbursement of expenses	1.67	3.15
Total	18.30	18.91

(b) Corporate social responsibility expenditure

- (i) CSR amount required to be spent as per Section 135 of the Companies Act, 2013 by the Company during the year is ₹ 53.96 Lacs including previous unspent amount of ₹ 10.36 Lacs (Previous Year ₹ 55 Lacs including previous unspent amount of ₹ 6.80 Lacs).
- (ii) During the year, expenditure related to Corporate Social Responsibility is ₹ 36.75 Lacs (Previous Year ₹ 44.67 Lacs). Details of Amount Spent towards CSR given below:

Particulars	(₹ in Lacs)	
	2018-19	2017-18
Education Projects	1.57	14.07
Safe Drinking Water Projects	12.07	13.56
Healthcare Projects	4.86	6.70
Swachh Bharat Abhiyan Projects	2.09	4.98
Rural Development Projects	13.45	2.00
Other Projects	2.71	3.36
Total	36.75	44.67

NOTES TO CONSOLIDATED FINANCIAL STATEMENTS FOR THE YEAR ENDED MARCH 31, 2019

29. EARNINGS PER SHARE

Particulars	(₹ in Lacs)	
	March 31, 2019	March 31, 2018
(a) Basic earnings per share	2.71	2.32
(b) Diluted earnings per share	2.71	2.32
(c) Reconciliations of earnings used in calculating earnings per share		
Profit attributable to the equity holders of the company used in calculating basic earnings per share	2,246.07	1,926.12
Adjustment for calculating diluted earnings per share	-	-
Profit attributable to the equity holders of the company used in calculating diluted earnings per share	2,246.07	1,926.12
(d) Weighted average number of shares used as the denominator		
Weighted average number of equity shares used as the denominator in calculating basic earnings per share	8,28,54,663	8,28,54,663
Adjustment for calculating diluted earnings per share	-	-
Weighted average number of equity shares used as the denominator in calculating diluted earnings per share	8,28,54,663	8,28,54,663

30. COMMITMENTS AND CONTINGENCIES

	(₹ in Lacs)	
	March 31, 2019	March 31, 2018
A. Commitments		
Capital Commitments		
Estimated amount of contracts remaining to be executed on capital account not provided for (net of advances)	7,686.75	438.34
B. Contingent Liabilities		
i. Claim against the company not acknowledged as debt - Labour cases and others	79.37	68.87
ii. Guarantees excluding financial guarantees		
i) Counter guarantees given by the Company in respect of guarantees given by the Bank to Government authorities and others	252.02	232.02
ii) Employee Visa Guarantee USD 97,275 (March 31, 2018: USD 89,100)	67.29	57.95
iii. Liabilities disputed for which no provision has been made in the accounts as same is contested in appeal by the Company		
Cess Matters and Other	108.96	108.34
C. Financial Guarantees		
Corporate Guarantee in favour of Foreign Bank for Working Capital facility sanctioned to Subsidiary/JV	5,697.14	5,356.97

NOTES TO CONSOLIDATED FINANCIAL STATEMENTS FOR THE YEAR ENDED MARCH 31, 2019

31. DISTRIBUTION MADE AND PROPOSED

Cash dividends

Particulars	(₹ in Lacs)	
	March 31, 2019	March 31, 2018
Cash dividends on equity shares declared and paid:		
Final dividend for the year ended on March 31, 2019: ₹ 0.30 per share (March 31 2018: ₹ 0.30 per share)	248.56	248.56
DDT on final dividend	51.09	50.61
	299.65	299.17
Proposed dividends on Equity Shares:		
Final cash dividend for the year ended on March 31, 2019: ₹ 0.30 per share (March 31, 2018: ₹ 0.30 per share)	248.56	248.56
DDT on proposed dividend	51.09	51.09
	299.65	299.65

Proposed dividend on equity shares are subject to approval at the annual general meeting and are not recognised as a liability (including DDT thereon) as at March 31, 2019.

32. INTEREST IN OTHER ENTITIES

Subsidiaries

The group's subsidiaries at March 31, 2019 are set out below. Unless otherwise stated, they have share capital consisting solely of equity shares that are held directly by the group, and the proportion of ownership interests held equals the voting rights held by the group. The county of incorporation or registration is also their principal place of business.

Name of entity	Place of business/ incorporation	Principal activities	Ownership interest held by the group	
			March 31, 2019	March 31, 2018
ASI Global Limited	Mauritius	To acquire lime stone quarry at UAE for mining and quarrying of Rock, Aggregate, Sand Etc.	100%	100%
Al Rawasi Rock and Aggregate LLC*	UAE	Mining and quarrying of Rock, Aggregate, Sand Etc.	100%	100%

* Aggregate shareholding at its own and through its wholly owned subsidiary.

NOTES TO CONSOLIDATED FINANCIAL STATEMENTS FOR THE YEAR ENDED MARCH 31, 2019

33. DISCLOSURES REQUIRED BY SCHEDULE III

(₹ in Lacs)

Name of the Entity in the Group	Net Assets, i.e. total assets minus total liabilities		Share in profit or loss		Share in other comprehensive income		Share in total comprehensive income	
	As % of consolidated net assets	Amount	As % of consolidated profit or loss	Amount	As % of consolidated other comprehensive income	Amount	As % of total comprehensive income	Amount
Parent								
ASI Industries Limited	98.54%	25,207.80	84.99%	1,908.91	533.23%	(140.40)	77.83%	1,768.51
Foreign Subsidiaries								
ASI Global Limited, Mauritius	0.81%	208.07	4.45%	100.04	0.00%	-	4.40%	100.04
Al Rawasi Rock & Aggregate LLC (UAE)	11.42%	2,921.08	10.58%	237.74	-630.46%	166.00	17.77%	403.74
Total Elimination / Consolidation Adjustments	-10.78%	(2,756.43)	-0.03%	(0.62)	-2.77%	0.73	0.00%	0.11
Total	100.00%	25,580.52	100.00%	2,246.07	-100.00%	26.33	100.00%	2,272.40

34. RELATED PARTY TRANSACTIONS

(i) List of related parties as per the requirements of Ind-AS 24 - Related Party Disclosures

Name of Related Party	Nature of Relationship
A. Key Management Personnel(KMP) :	
1. Shri Deepak Jatia	Chairman and Managing Director
2. Shri Tushya Jatia	Executive Director
3. Smt Anita Jatia	Executive Director
4. Shri S.R.Soni	Chief Executive Officer
5. Shri Pavan Kumar Soni	Chief Financial Officer
6. Shri Manoj Jain	Company Secretary

B. Other Related Parties - Enterprise over which KMPs are able to exercise significant influence

- Stone Masters (India) Private Ltd., India
- Deejay Mining & Exports Private Limited, India

(ii) Transactions with related parties

(₹ in Lacs)

A. Transactions occurred with related parties referred to in A above, in ordinary course of Business

Nature of Transaction	March 31, 2019	March 31, 2018
Interest paid on Loan	5.95	7.44
Net Loans and Advances taken / (Repaid)	-	(63.10)

B. Transactions occurred with related parties referred to in B above, in ordinary course of Business

Nature of Transaction	March 31, 2019	March 31, 2018
Purchase of Material	-	30.56
Sale of Material	-	2.97
Purchase of Assets	17.70	27.00
Sale of Assets	-	13.87

NOTES TO CONSOLIDATED FINANCIAL STATEMENTS FOR THE YEAR ENDED MARCH 31, 2019

(iii) Outstanding balances from related parties

(₹ in Lacs)

Name	March 31, 2019	March 31, 2018
	-	-

(iv) Key management personnel compensation

(₹ in Lacs)

	March 31, 2019	March 31, 2018
Short term employee benefits	422.84	246.47
Post-employment benefits	52.50	36.92
	475.34	283.39

(v) Terms and conditions of transactions with related parties

The transactions with related parties are made on terms equivalent to those that prevail in arm's length transactions. Outstanding loan balances at the year end are unsecured and interest bearing and trade and other receivables are unsecured and interest free and settlement occurs in cash. The Company has issued corporate guarantees to the lenders of the subsidiary company as an additional comfort as per the terms of arrangement. For the year ended March 31, 2019, the Company has not recorded any impairment of receivables relating to amount owed by related parties (March 31, 2018: NIL). This assessment is undertaken each financial year through examining the financial position of the related party and market in which the related party operates.

35. EMPLOYEE BENEFIT OBLIGATIONS

(₹ in Lacs)

Particulars	March 31, 2019			March 31, 2018		
	Current	Non Current	Total	Current	Non Current	Total
Leave obligations	83.78	-	83.78	90.57	-	90.57
Gratuity	108.44	-	108.44	56.68	-	56.68
Total Employee Benefit Obligation	192.22	-	192.22	147.25	-	147.25

(i) Leave Obligations

The leave obligations cover the company's liability for earned leave.

The amount of the provision of ₹ 83.78 Lacs (March 31, 2018: ₹ 90.57 Lacs) is presented as current, since the company does not have an unconditional right to defer settlement for any of these obligations.

(ii) Post Employment obligations

(A) Gratuity

The company provides for gratuity for employees in india as per the Payment of Gratuity Act, 1972. Employees who are in continuous service for a period of five years are eligible for gratuity. The amount of gratuity is payable on retirement/ termination of service.

The gratuity plan is a **funded plan** and the Company makes contribution to recognised Gratuity Fund managed by the trust.

NOTES TO CONSOLIDATED FINANCIAL STATEMENTS FOR THE YEAR ENDED MARCH 31, 2019

The amount recognised in the balance sheet and the movement in the net defined benefit obligation over the period are as follows

(₹ in Lacs)

Particulars	Present value of obligation	Fair value of plan assets	Net amount
As at April 1, 2017	1,750.45	(1,449.19)	301.26
Current service cost	74.08	-	74.08
Past service cost	9.29	-	9.29
Interest expense/(income)	136.91	(115.94)	20.98
Total amount recognised in profit or loss	220.28	(115.94)	104.35
<i>Remeasurements</i>			
Return of plan assets, excluding amount included in interest (income)	-	(14.23)	(14.23)
(Gain)/Loss from change in financial assumptions	12.49	-	12.49
Experience (gains)/losses	(225.21)	-	(225.21)
Total amount recognised in other comprehensive income	(212.73)	(14.23)	(226.95)
Employer contributions	-	(154.45)	(154.45)
Benefit payments	(221.90)	221.90	-
As at March 31, 2018	1,536.12	(1,511.91)	24.21
Current service cost	68.38	-	68.38
Past service cost	-	-	-
Interest expense/(income)	115.40	(117.93)	(2.53)
Total amount recognised in profit or loss	183.78	(117.93)	65.85
<i>Remeasurements</i>			
Return of plan assets, excluding amount included in interest (income)	-	(6.43)	(6.43)
(Gain)/Loss from change in financial assumptions	9.34	-	9.34
Experience (gains)/losses	35.47	-	35.47
Total amount recognised in other comprehensive income	44.81	(6.43)	38.38
Employer contributions	-	(20.00)	(20.00)
Benefit payments	(214.00)	214.00	-
As at March 31, 2019	1,550.71	(1,442.27)	108.44

The net liability disclosed above relates to funded and unfunded plans are as follows:

Particulars	March 31, 2019	March 31, 2018
Present value of funded obligations	1,550.71	1,536.12
Fair value of plan assets	(1,442.27)	(1,511.91)
Deficit of gratuity plan	108.44	24.21
Particulars	March 31, 2019	March 31, 2018
Discount rate	7.64%	7.80%
Expected return on plan assets	7.64%	7.80%
Salary growth rate	4.00%	4.00%
Employee Turnover Rate	1.00%	1.00%

NOTES TO CONSOLIDATED FINANCIAL STATEMENTS FOR THE YEAR ENDED MARCH 31, 2019

A quantitative sensitivity analysis for significant assumption as at March 31, 2019 is shown below:

Assumptions	Discount rate		Salary growth rate		Employee Turnover	
	0.5% increase	0.5% decrease	0.5% increase	0.5% decrease	0.5% increase	0.5% decrease
March 31, 2019						
Impact on defined benefit obligation	(28.79)	30.02	30.59	(29.61)	5.48	(5.68)
% Impact	(0.27)	0.28	0.28	(0.27)	0.05	(0.05)
March 31, 2018						
Impact on defined benefit obligation	(30.84)	32.15	33.10	(32.00)	6.07	(6.27)
% Impact	(1.27)	1.33	1.37	(1.32)	0.25	(0.26)

The sensitivity analysis above have been determined based on a method that extrapolates the impact on defined benefit obligation as a result of reasonable changes in key assumptions occurring at the end of the reporting period.

The following payments are expected contributions to the defined benefit plan in future years:

(₹ in Lacs)

Particulars	March 31, 2019	March 31, 2018
1st Following Year	299.70	229.08
2nd Following Year	98.64	143.39
3rd Following Year	222.35	191.21
4th Following Year	221.72	211.49
5th Following Year	189.90	217.79
Sum of years 6 to 10	694.20	736.50
Sum of years 11 and above	403.24	467.37
Total expected payments	2,129.75	2,196.83

The average duration of the defined benefit plan obligation at the end of the reporting period is 25.55 years (March 31, 2018: 25.51 years)

(B) Defined contribution plans

The company also has defined contribution plans. The company pays provident fund contributions to approved provident fund trust and publicly administered provident funds. Contributions are made at the rate of 12% of basic salary as per regulations. The obligation of the company is limited to the amount contributed and it has no further contractual nor any constructive obligation. The expense recognised during the period towards defined contribution plan is ₹ 275.36 Lacs (March 31, 2018: ₹ 283.04 Lacs)

36. SEGMENT REPORTING

- A. For management purposes, the Company is organised into business units based on its products and services and has three reportable segments, i.e. Stone, Wind Power and Trading.

No operating segments have been aggregated to form the above reportable operating segment

The Chief Operating Decision Maker ('CODM') monitors the operating results of its business units separately for the purpose of making decisions about resource allocation and performance assessment. Segment performance is evaluated based on profit or loss and is measured consistently with profit or loss in the standalone financial statements.

NOTES TO CONSOLIDATED FINANCIAL STATEMENTS FOR THE YEAR ENDED MARCH 31, 2019

Year ended March 31, 2019				(₹ in Lacs)
Particulars	Stone	Wind Power	Trading	Total
Revenue				
External customers	21,609.75	96.69	4,284.71	25,991.15
Inter-segment	-	-	-	-
	21,609.75	96.69	4,284.71	25,991.15
Other Non Operating income				
Other Income	1,226.62	-	-	1,226.62
Total revenue	22,836.37	96.69	4,284.71	27,217.77
Expenses				
Purchase of stock-in-trade	-	-	4,234.45	4,234.45
Change in inventories of finished goods, work-in-progress & stock-in-trade	(304.79)	-	-	(304.79)
Finance costs	912.70	-	-	912.70
Depreciation and amortisation	1,518.31	72.57	-	1,590.88
Other Expenses	17,682.26	66.38	-	17,748.64
Total Expenses	19,808.48	138.95	4,234.45	24,181.88
Segment profit	3,027.89	(42.26)	50.26	3,035.89
Tax Expense				(789.82)
Profit after tax				2,246.07
Total assets	51,261.36	856.85	1,817.99	53,936.20
Total liabilities	11,905.77	27.27	2,497.85	14,430.89
Other disclosures				
Capital expenditure incurred	1,860.86	-	-	1,860.86

Year ended March 31, 2018				
Particulars	Stone	Wind Power	Trading	Total
Revenue				
External customers	20,441.41	74.80	10,894.76	31,410.97
Inter-segment	-	-	-	-
	20,441.41	74.80	10,894.76	31,410.97
Other Non Operating income				
Other Income	622.94	-	-	622.94
Total revenue	21,064.35	74.80	10,894.76	32,033.91
Expenses				
Purchase of stock-in-trade	-	-	10,669.81	10,669.81
Change in inventories of finished goods, work-in-progress & stock-in-trade	(704.31)	-	-	(704.31)
Finance costs	1,067.26	-	-	1,067.26
Depreciation and amortisation	1,493.21	72.57	-	1,565.78
Other Expenses	16,750.16	46.46	-	16,796.62
Total Expenses	18,606.32	119.03	10,669.81	29,395.16
Segment profit	2,458.03	(44.23)	224.95	2,638.75
Tax Expense				(712.63)
Profit after tax				1,926.12
Total assets	43,950.22	971.47	2,261.23	47,182.92
Total liabilities	10,713.08	26.37	1,873.80	12,613.25
Other disclosures				
Capital expenditure incurred	3,390.62	-	-	3,390.62

Adjustments and eliminations

Current taxes and deferred taxes are not allocated to those segments as they are also managed on a group basis.
Capital expenditure consists of additions of property, plant and equipment.

NOTES TO CONSOLIDATED FINANCIAL STATEMENTS FOR THE YEAR ENDED MARCH 31, 2019

B. Information about geographical areas

Revenue from external customers

The company is domiciled in India. The amount of its revenue from external customers broken down by location of the customers is shown in the table below:

Particulars	(₹ in Lacs)	
	March 31, 2019	March 31, 2018
India	18,045.56	23,857.52
Outside India	7,945.59	7,553.45
	<u>25,991.15</u>	<u>31,410.97</u>

Revenue from three customer amounted to ₹ 3,300.03 Lacs (March 31, 2018: two customers - ₹ 2,056.33 Lacs) arising from sales in the Stone Segment and revenue from three customer amounted to ₹ 4,284.14 Lacs (March 31, 2018: four customers - ₹ 9,257.00 Lacs) arising from sales in the Trading Segment and revenue from two customer amounted to ₹ 96.69 Lacs (March 31, 2018: two customers - ₹ 74.81 Lacs), arising from sales in the Wind Power Segment.

Non current assets

The total of non-current assets other than financial instruments, investments accounted for using equity method and deferred tax assets, broken down by location of assets is shown below:

Particulars	(₹ in Lacs)	
	March 31, 2019	March 31, 2018
India	18,232.04	17,223.28
Outside India	8,421.82	8,658.56
	<u>26,653.86</u>	<u>25,881.84</u>

Note: Non current assets for this purpose consists of property, plant and equipment, investment properties and intangible assets.

37. FAIR VALUE MEASUREMENTS

i. Financial Instruments by Category

(₹ in Lacs)

Particulars	Carrying Amount		Fair Value	
	March 31, 2019	March 31, 2018	March 31, 2019	March 31, 2018
FINANCIAL ASSETS				
Amortised cost				
Trade Receivables	12,374.75	10,732.98	12,374.75	10,732.98
Loans	15.68	1,658.29	15.68	1,658.29
Cash and Cash Equivalents	497.21	473.14	497.21	473.14
Other Bank Balances	693.64	599.82	693.64	599.82
Other Financial Assets	264.67	221.87	264.67	221.87
FVTOCI				
Investment in Equity Instruments	677.33	824.26	677.33	824.26
Total	14,523.28	14,510.36	14,523.28	14,510.36
FINANCIAL LIABILITIES				
Amortised cost				
Borrowings	22,610.99	18,714.54	22,610.99	18,714.54
Trade Payables	612.38	435.76	612.38	435.76
Other financial liabilities	3,507.65	2,805.83	3,507.65	2,805.83
Total	26,731.02	21,956.13	26,731.02	21,956.13

NOTES TO CONSOLIDATED FINANCIAL STATEMENTS FOR THE YEAR ENDED MARCH 31, 2019

The management assessed that the fair value of cash and cash equivalent, trade receivables, trade payables, and other current financial assets and liabilities approximate their carrying amounts largely due to the short term maturities of these instruments.

The fair values for loans and other non current financial assets were calculated based on cash flows discounted using a current lending rate. They are classified as level 3 fair values in the Fair value hierarchy due to the inclusion of unobservable inputs including counter party credit risk.

The fair values of non current borrowings are based on discounted cash flows using a current borrowing rate. They are classified as level 3 fair values in the fair value hierarchy due to the use of unobservable inputs, including own credit risk.

ii. Fair Value Hierarchy

This section explains the judgements and estimates made in determining the fair values of the financial instruments that are recognised and measure at fair value. To provide an indication about the reliability of the inputs used in determining fair value, the company has classified its financial instruments into three levels prescribed under the accounting standard. An explanation of each level follows underneath the table:

Assets and liabilities measured at fair value - recurring fair value measurement:

(₹ in Lacs)

Particulars	March 31, 2019			Total	March 31, 2018			Total
	Fair value measurement using				Fair value measurement using			
	Quoted prices in active markets (Level 1)	Significant Observable Inputs (Level 2)	Significant Unobservable Inputs (Level 3)		Quoted prices in active markets (Level 1)	Significant Observable Inputs (Level 2)	Significant Unobservable Inputs (Level 3)	
Fair Value Through Other Comprehensive Income								
Quoted Equity Instruments	6.84	-	-	6.84	10.21	-	-	10.21
Unquoted equity shares	-	-	670.49	670.49	-	-	814.05	814.05
Total Financial Assets	6.84	-	670.49	677.33	10.21	-	814.05	824.26

Level 1 - Level 1 hierarchy includes financial instruments measured using quoted prices. This includes listed equity instruments.

Level 2 - The fair value of financial instruments that are not traded in an active market is determined using valuation techniques which maximise the use of observable market data and rely as little as possible on entity-specific estimates. If all significant inputs required to fair value an instrument are observable, the instrument is included in level 2.

Level 3 - If one or more of the significant inputs are not based on observable market data, the instrument is included in level 3. This is the case for unlisted equity shares.

iii. Valuation technique used to determine fair value

Specific Valuation techniques used to value financial instruments include:

- the use of quoted market prices or dealer quotes for similar instruments
- the fair value of the remaining financial instruments is determined using discounted cash flow analysis

iv. Valuation inputs and relationships to fair value

The significant unobservable inputs used in the fair value measurement categorised within Level 3 of the fair value hierarchy together with a quantitative sensitivity analysis as at March 31, 2019 and March 31, 2018 are shown as below:

Particulars	Valuation technique	Significant unobservable inputs	Sensitivity of the input to fair value
Unlisted equity securities	Net Assets / Breakup value method	Market value of Immovable properties	5% Increase (decrease) in the market value of the immovable properties will change other comprehensive income by ₹ 13.26 Lacs (March 31, 2018 : ₹ 13.26 Lacs)

NOTES TO CONSOLIDATED FINANCIAL STATEMENTS FOR THE YEAR ENDED MARCH 31, 2019

v. Valuation processes

The finance department of the company includes a team that performs the valuations of financial assets and liabilities required for financial reporting purposes, including level 3 fair values. This team reports directly to the chief financial officer (CFO) and the audit committee. Discussions of valuation processes and results are held between the CFO, audit committee and the valuation team regularly.

vi. Reconciliation of fair value measurement of financial assets classified as FVTOCI (Level 3): (₹ in Lacs)

Particulars	Unquoted equity shares
As at April 1, 2017	1,043.38
Remeasurement recognised in OCI	(228.65)
Sale of investment	(0.68)
As at March 31, 2017	814.05
Remeasurement recognised in OCI	(143.56)
Sale of investment	-
As at March 31, 2018	670.49

38. FINANCIAL RISK MANAGEMENT

The Company's activity exposes it to market risk, liquidity risk and credit risk. Company's overall risk management focuses on the unpredictability of financial markets and seeks to minimise potential adverse effects on the financial performance of the company. This note explains the sources of risk which the entity is exposed to and how the company manages the risk.

(A) Credit risk

Credit risk is the risk that the counter party will not meet its obligations leading to a financial loss. Credit risk arises from cash and cash equivalents, financial assets carried at amortised cost and deposits with banks and financial institutions, as well as credit exposures to customers including outstanding receivables.

i. Credit risk management

Credit risk has always been managed by the company through credit approvals, establishing credit limits and continuously monitoring the creditworthiness of customers to which the company grants credit terms in the normal course of business.

The company considers the probability of default upon initial recognition of asset and whether there has been a significant increase in credit risk on an ongoing basis throughout each reporting period. To assess whether there is a significant increase in credit risk the Company compares the risk of a default occurring on the asset as at the reporting date with the risk of default as at the date of initial recognition. It considers available reasonable and supportive forwarding-looking information.

In general, it is presumed that credit risk has significantly increased since initial recognition if the payments are more than 90 days past due.

A default on a financial asset is when the counter party fails to make contractual payments of when they fall due. This definition of default is determined by considering the business environment in which entity operates and other macro-economic factors.

ii. Provision for expected credit losses

The company follows 'simplified approach' for recognition of loss allowance on Trade receivables

As a practical expedient, the Company uses a provision matrix to determine impairment loss allowance on portfolio of its trade receivables. The provision matrix is based on its historically observed default rates over the expected life of the trade receivables and is adjusted for forward-looking estimates. At every reporting date, the historical observed default rates are updated and changes in the forward-looking estimates are analyzed.

iii. Reconciliation of loss allowance provision - Trade receivables

Particulars	(₹ in Lacs)
Loss allowance on April 1, 2017	103.66
Changes in loss allowance	7.92
Loss allowance on March 31, 2018	111.58
Changes in loss allowance	102.58
Loss allowance on March 31, 2019	214.16

NOTES TO CONSOLIDATED FINANCIAL STATEMENTS FOR THE YEAR ENDED MARCH 31, 2019

(B) Liquidity risk

Liquidity risk is the risk that the Company will not be able to meet its financial obligations as they become due. The Company manages its liquidity risk by ensuring, as far as possible, that it will always have sufficient liquidity to meet its liabilities when due. The Company consistently generated sufficient cash flows from operations to meet its financial obligations. Also, the Company has unutilized credit limits with banks.

Management monitors rolling forecasts of the company's liquidity position (comprising the undrawn borrowing facilities) and cash and cash equivalents on the basis of expected cash flows. In addition, the company's liquidity management policy involves projecting cash flows and considering the level of liquid assets necessary to meet these, monitoring balance sheet liquidity ratios against internal and external regulatory requirements.

Maturities of financial liabilities

The tables have been drawn up based on the undiscounted cash flows of financial liabilities based on the earliest date on which the Company can be required to pay. In the table below, borrowings include both interest and principal cash flows. To the extent that interest rates are floating rate, the undiscounted amount is derived from interest rate curves at the end of the reporting period.

Contractual maturities of financial liabilities

(₹ in Lacs)

Particulars	Carrying Amount	Contractual cash flows			
		Total	Less than 1 year	1 to 5 years	More than 5 years
March 31, 2019					
Borrowings	22,610.99	28,977.56	9,778.43	12,186.01	7,013.12
Trade payables	612.38	612.38	612.38	-	-
Other financial liabilities	3,507.65	3,507.65	3,507.65	-	-
Total financial liabilities	26,731.02	33,097.59	13,898.46	12,186.01	7,013.12
March 31, 2018					
Borrowings	18,714.54	20,844.72	8,728.41	6,831.00	5,285.31
Trade payables	435.76	435.76	435.76	-	-
Other financial liabilities	2,805.83	2,805.83	2,805.83	-	-
Total financial liabilities	21,956.13	24,086.31	11,970.00	6,831.00	5,285.31

(C) Market risk

Market risk is the risk that the fair value of future cash flows of a financial instrument will fluctuate because of change in market prices. Market risk comprises three types of risk: foreign currency risk, interest rate risk and other price risk such as commodity risk.

(i) Foreign currency risk

Foreign currency risk is the risk of impact related to fair value or future cash flows of an exposure in foreign currency, which fluctuate due to changes in foreign exchange rates. The Company's exposure to the risk of changes in foreign exchange rates relates primarily to the external commercial borrowings and export receivables.

The Company evaluates exchange rate exposure arising from foreign currency transactions and follows established risk management policies and standard operating procedures to mitigate the risks.

(a) The company exposure to foreign currency risk at the end of the reporting period expressed in ₹ lacs, are as follows

(₹ in Lacs)

Particulars	USD	EURO	AED	Total
March 31, 2019				
Trade Receivables	-	-	3,958.78	3,958.78
Cash and Cash Equivalents	-	-	372.57	372.57
Loans to Others	-	-	4.47	4.47
Other Financial Assets	-	-	71.88	71.88
Trade Payable	-	-	(547.41)	(547.41)
Other Financial Liabilities	-	-	(2,843.36)	(2,843.36)
Foreign Currency Borrowings	(7,033.71)	-	(6,846.54)	(13,880.25)
Net exposure to foreign currency risk	(7,033.71)	-	(5,829.61)	(12,863.32)

NOTES TO CONSOLIDATED FINANCIAL STATEMENTS FOR THE YEAR ENDED MARCH 31, 2019

(₹ in Lacs)

March 31, 2018				
Trade Receivables	6.10	3.97	2,870.49	2,880.56
Cash and Cash Equivalents	-	-	348.64	348.64
Loans to Others	-	-	2.43	2.43
Other Financial Assets	-	-	62.26	62.26
Trade Payable	-	-	(388.21)	(388.21)
Other Financial Liabilities	-	-	(1,827.85)	(1,827.85)
Foreign Currency Borrowings	(3,606.17)	-	(6,786.18)	(10,392.35)
Net exposure to foreign currency risk	(3,600.07)	3.97	(5,718.42)	(9,314.52)

(b) Foreign currency sensitivity

1% increase or decrease in foreign exchange rates will have the following impact on profit before tax:

Foreign Currency	2018-19		2017-18	
	1% Increase	1% Decrease	1% Increase	1% Decrease
USD	(70.34)	70.34	(36.00)	36.00
EURO	-	-	0.04	(0.04)
AED	(58.30)	58.30	(57.18)	57.18
Net Increase/(decrease) in profit or loss	(128.63)	128.63	(93.15)	93.15

(ii) Interest rate risk

Interest rate risk is the risk to the companies earning and economic value of equity arising from adverse movement in interest rate, however, the Company primarily borrows funds under fixed interest rate arrangements with banks and financial institutions and therefore the Company is not exposed to interest rate risk significantly.

(iii) Commodity Price risk

The company is affected by the price volatility of certain commodities. Its operating activities require the continuous purchase of High Speed Diesel (HSD). Due to the significantly increased volatility of the price of the HSD, the company is exposed to price risk. The Company has a risk management framework aimed at prudently managing the arising from the volatility in commodity prices.

39. CAPITAL MANAGEMENT

For the purpose of the company's capital management, capital includes issued equity capital and all other equity reserves attributable to the equity share holders. The primary objective of the Company's capital management is to maximise the shareholder value.

The company manages its capital structure and makes adjustments in light of changes in economic conditions and the requirements of the financial covenants. To maintain or adjust the capital structure, the company may adjust the dividend payment to shareholders, return capital to shareholders or issue new shares. The company monitors capital using a gearing ratio, which is net debt divided by total capital plus net debt. The company includes within debt, interest bearing loans and borrowings, trade and other payables, less cash and cash equivalents.

(₹ in Lacs)

Particulars	March 31, 2019	March 31, 2018
	Borrowings	22,610.99
Trade payables	612.38	435.76
Other financial liabilities	3,507.65	2,805.83
Less: cash and cash equivalents and other bank balances	(1,150.55)	(1,033.69)
Net Debt	25,580.47	20,922.44

NOTES TO CONSOLIDATED FINANCIAL STATEMENTS FOR THE YEAR ENDED MARCH 31, 2019

Particulars	(₹ in Lacs)	
	March 31, 2019	March 31, 2018
Equity Share Capital	828.55	828.55
Other Equity	24,751.97	22,781.14
Total Equity	25,580.52	23,609.69
Capital and net debt	51,160.99	44,532.13
Gearing ratio (%)	50.00	46.98

In order to achieve this overall objective, the Company's capital management, amongst other things, aims to ensure that it meets financial covenants attached to the borrowings that define capital structure requirements. The financial covenants relates to gearing ratio, ratio of net finance cost to EBITDA, fixed assets coverage ratio etc. The company has complied with these covenants throughout the reporting period.

40. DETAILS OF LOANS GIVEN, INVESTMENTS MADE AND GUARANTEE GIVEN COVERED U/S 186 (4) OF THE COMPANIES ACT, 2013

Corporate Guarantees given for the subsidiary and Investments made are given under the respective heads.

Loans given to others by the Company are as under:

Sr. No.	Particulars	Nature	(₹ in Lacs)	
			March 31, 2019	March 31, 2018
1	Forum IT Parks Pvt. Ltd.	ICD's	-	24.95
2	Saraf Agencies Pvt. Ltd.	ICD's	-	1618.70

41. Balances of Sundry Creditors, Sundry Debtors and Loans and Advances are subject to confirmation.

42. STATEMENT CONTAINING SALIENT FEATURES OF THE FINANCIAL STATEMENTS OF SUBSIDIARIES, ASSOCIATES AND JOINT VENTURES

PART "A": SUBSIDIARIES

Name of the Subsidiary Company	(₹ in Lacs)	
	ASI Global Limited	AI Rawasi Rock & Aggregate LLC
Reporting Period	01-04-2018 to 31-03-2019	01-04-2018 to 31-03-2019
Reporting Currency	USD	AED
Exchange Rate	₹ 69.17	₹ 18.85
Share Capital	2870.55	1885.00
Reserve & Surplus	-376.36	1036.48
Total Assets	5174.07	14772.50
Total Liabilities	6795.27	11851.02
Investments	4115.39	0.00
Turnover/Total Income	303.91	7892.52
Profit/ (Loss) Before Taxation	100.04	237.72
Provision for Taxation	0.00	0.00
Profit/ (Loss) After Taxation	100.04	237.72
Proposed Dividend	0.00	0.00
% of shareholding	100.00	100 #

Aggregate shareholding at its own and through its wholly owned foreign subsidiary

NOTES TO CONSOLIDATED FINANCIAL STATEMENTS FOR THE YEAR ENDED MARCH 31, 2019

Notes:

- i) The reporting period for the subsidiary is same as that of the parent company, i.e., year ended on March 31.
 - ii) The assets and liabilities are translated at the closing rate at the date of that balance sheet and the income and expenses are translated at average exchange rates for the year.
 - iii) Since the Company does not have any Associates or Joint Ventures, information pertaining to Part “B” relating to Associates and Joint Ventures is not given.
- 43.** Previous year figures have been regrouped/ reclassified wherever considered necessary to confirm to the current year presentation.

As per our report of even date

For S.C. Bandi & Co.

Chartered Accountants

Firm Registration Number: 130850W

S.C. Bandi

Proprietor

Membership No. 16932

Place: Mumbai

Date: May 22, 2019

For and on behalf of the Board of Directors

S. R. Soni

Chief Executive Officer

Deepak Jatia

Chairman & Managing Director
(DIN : 01068689)

Pavan Kumar Soni

Chief Financial Officer

Tushya Jatia

Executive Director
(DIN: 02228722)

Manoj Jain

Company Secretary

Place: Mumbai

Date: May 22, 2019



ASI INDUSTRIES LIMITED

Marathon Innova, 'A' Wing, 7th Floor, Off: Ganpatrao Kadam Marg, Lower Parel, Mumbai - 400013
Tel.: 022-40896100 • Email: investors@asigroup.co.in • Website: www.asigroup.co.in

ASI INDUSTRIES LIMITED

(Formerly known as Associated Stone Industries (Kotah) Limited)

(CIN L14101MH1945PLC256122)

Registered Office: Marathon Innova, 'A' Wing, 7th Floor, Off G.K.Marg, Lower Parel, Mumbai-400013
Tel: 022-4089 6100, Fax: 022-4089 6119, Email: investors@asistone.com, Website: www.asigroup.co.in

NOTICE

NOTICE is hereby given that the 73rd Annual General Meeting of the members of **ASI Industries Limited** will be held at 419-B, Kalbadevi Road, Joshiwadi, 2nd Floor, Mumbai - 400002, on **Friday, 20th September, 2019** at 10.00 a.m. to transact the following business:

ORDINARY BUSINESS:

1. To receive, consider and adopt (a) the audited financial statements of the Company for the financial year ended 31st March, 2019 together with the reports of the Board of Directors and Auditors thereon; and (b) the audited consolidated financial statements of the Company for the financial year ended 31st March, 2019 and report of Auditors thereon and in this regard, passed the following resolution as an **Ordinary Resolutions**:

(a) **“RESOLVED THAT** the audited financial statement of the Company for the financial year ended 31st March, 2019 together with the reports of the Board of Directors and Auditors thereon laid before this meeting, be and is hereby considered and adopted”

(b) **“RESOLVED THAT** the audited consolidated financial statement of the Company for the financial year ended 31st March, 2019 together with the reports of the Auditors thereon laid before this meeting, be and is hereby considered and adopted”

2. To declare Dividend on Equity Shares for the financial year ended on 31st March, 2019 and in this regard passed the following resolution as an **Ordinary Resolution**:

“RESOLVED THAT a dividend at the rate of Re.0.30/-per equity share of Rs.1/-fully paid up of the Company be and is hereby declared for the financial year ended 31st March, 2019 and same be paid as recommended by the Board of Directors of the Company out of the profit of the Company for the financial year ended 31st March, 2019.”

3. To appoint a Director in place of Mrs. Anita Jatia (DIN: 01068774), who retires by rotation and being eligible, offers herself for reappointment and in this regard passed the following resolution as an **Ordinary Resolution**:

“RESOLVED THAT pursuant to the provisions of Section 152 of the Companies Act, 2013, Mrs. Anita Jatia (DIN: 01068774), who retires by rotation at this meeting and being eligible has offered herself for re-appointment, be and is hereby re-appointed as a Director of the Company, liable to retire by rotation.

SPECIAL BUSINESS:

4. **Ratification of the remuneration of Cost Auditors for the F.Y.2019-20.**

To consider and if thought fit, to pass with or without modification(s), the following resolution as an **Ordinary Resolution**:

“RESOLVED THAT pursuant to the provisions of Section 148 and other applicable provisions, if any, of the Companies Act, 2013 read with Companies (Audit and Auditors) Rules, 2014 and Companies (Cost Records and Audit) Rules, 2014 (including any statutory modification(s) or re-enactment(s) thereof, for the time being in force), M/s. N.D. Birla & Co., Cost Accountants (Firm Registration No. 000028) appointed by the Board of Directors as Cost Auditors to conduct audit of cost records of the Company, if required, for the financial year ending 31st March, 2020, be paid remuneration as set out in the statement annexed to the Notice convening this meeting.

RESOLVED FURTHER THAT the Board of Directors of the Company or any other Committee thereof be and is hereby authorized to do all such acts, deeds, matter and things and take all such steps as may be necessary, proper or expedient to give effect to the resolution.”

By Order of the Board of Directors

Manoj Jain
Company Secretary

Place Mumbai
Date: 12th August, 2019

Registered Office:

Marathon Innova, A wing, 7th Floor
Off G.K.Marg, Lower Parel
Mumbai-400013
CIN: L1401MH1945PLC256122
Tel: 022-4089 6100
Email: investors@asigroup.co.in
Website: www.asigroup.co.in

NOTES FOR MEMBERS' ATTENTION

1(a) **A MEMBER ENTITLED TO ATTEND AND VOTE AT THE MEETING IS ENTITLED TO APPOINT A PROXY TO ATTEND AND VOTE INSTEAD OF HIMSELF AND THE PROXY NEED NOT BE A MEMBER OF THE COMPANY.**

(b) **A person can act as proxy on behalf of Members not exceeding fifty (50) in number and holding in the aggregate not more than ten percent (10%) of the total share capital**

- of the Company carrying voting rights. A Member holding more than ten percent (10%) of the total share capital of the Company carrying voting rights may appoint a single person as proxy and such person cannot act as a proxy for any other person or Shareholder.
- (c) Proxies in order to be effective, should be deposited at the Registered Office of the Company, duly completed and signed, not less than forty eight hours before the commencement of the Meeting
- (d) Corporate Members are required to send a certified true copy of the Board Resolution, pursuant to Section 113 of the Companies Act, 2013, authorizing their representatives to attend and vote on their behalf at the Meeting.
- (e) Members, Proxies and Authorized Representatives are requested to bring to the Meeting, the attendance slip enclosed herewith, duly completed and signed mentioning therein details of their DP ID and Client ID/ Folio No. Duplicate Attendance Slip or copies of the Report and Accounts will not be made available at the Annual General Meeting (AGM) venue.
- (f) A route map showing directions to the venue of the 73rd AGM is given at the end of this Notice as per the requirement of the Secretarial Standard-2 on "General Meetings"
2. Electronic copy of the Annual Report for FY 2018-19 is uploaded on the Company's website www.asigroup.co.in and is being sent to all the Members whose email IDs are registered with the Company/Depository Participant(s) for communication purposes, unless any Member has requested for a physical copy of the same. Members are requested to support Green initiative by registering/ updating their e-mail addresses with the Depository Participant (in case of shares in dematerialized form) or with Link Intime India Private Limited, the Registrar and Transfer Agent ("RTA") of the Company (in case of shares held in physical form). Electronic copy of this Notice of the 73rd AGM is uploaded on the Company's website www.asigroup.co.in and also on the website of Central Depository Services (India) Limited viz. www.evotingindia.com of the Company inter alia indicating the process and manner of e-voting along with Attendance Slip and Proxy Form and the same is being sent to all the Members whose email IDs are registered with the Company/Depository Participant(s) for communication purposes, unless any Member has requested for a physical copy of the same. For Members who have not registered their email address, physical copies of this Notice and the Annual Report for FY 2018-19 are being sent through permitted mode. For any communication, the Members may also send requests to the Company's email ID: cs@asigroup.co.in
3. The Explanatory Statement setting out material facts, pursuant to Section 102 of the Companies Act, 2013, Secretarial Standard-2 on General Meetings and Regulation 36 of the Securities and Exchange Board of India (Listing Obligations and Disclosure Requirements) Regulations, 2015 in respect of the Special Business under Item Nos. 4 of the accompanying Notice is annexed hereto.
4. Relevant documents referred to in the accompanying Notice and in the Explanatory Statement are open for inspection by the Members at the Company's Registered Office and at Registered Office on all working days (except Saturdays, Sundays) and Public Holidays) between 11.00 a.m. to 1.00 p.m. up to the date of this AGM and also at the AGM.
5. The Register of Members and the Share Transfer Books of the Company will be closed **from Saturday, the 14th September, 2019 to Friday the 20th September, 2019** (both days inclusive) for determining the names of the members eligible for dividend on Equity Shares, if declared at AGM and will be payable on or after **20nd September, 2019**, to those members whose names appear as such in Register of Members of the Company as on **13th September, 2019** and to the beneficiary holders as per beneficiary list as on **13th September, 2019** provided by CDSL/NSDL
6. Members those who have not provided Bank details to the Company to facilitate payment of dividend in electronic mode, are requested to opt for electronic mode of payment and update their bank details:
- In case you are holding the Company's shares in dematerialized form, please contact your Depository Participant and give suitable instructions to update your Bank account details in your demat account.
 - In case you are holding the Company's shares in physical form, please forward your Bank account details along with a photocopy of your blank cancelled cheque to Company's RTA viz. Link Intime India Private Limited.
7. The Company's Statutory Auditors, M/s S.C.Bandi & Co, Chartered Accountants, registered with the Institute of Chartered Accountants of India, was appointed as Statutory Auditors of the Company for a period of five consecutive years at the Annual General Meeting ("AGM") of the Members held on September 22, 2017 on a remuneration mutually agreed upon by the Board of Directors and the Statutory Auditors.
8. The Securities and Exchange Board of India (SEBI) has mandated the submission of Permanent Account Number (PAN) by every participant in securities market. Members holding shares in electronic form are, therefore, requested to submit their PAN to the Depository Participants with whom they are maintaining their demat accounts. Members holding shares in physical form can submit their PAN details to the Company/Registrar and Transfer Agents of the Company.
9. The Securities and Exchange Board of India (SEBI) Notification No. SEBI/LAD-NRO/GN/2018/24 dated June 8, 2018 and further amendment vide Notification No. SEBI/LAD-NRO/GN/2018/49 dated November 30, 2018, requests for effecting transfer of securities (except in case

of transmission or transposition of securities) shall not be processed from April 1, 2019 unless the securities are held in the dematerialized form with the depositories. Therefore, Shareholders are requested to take action to dematerialize the Equity Shares of the Company, promptly.

10. Pursuant to the provisions of Sections 124 and 125 of the Companies Act, 2013, the Company has transferred on due dates, all unclaimed dividends up to the Financial Year 2010-11 to Investor Education and Protection Fund ('said Fund') established by Central Government. Pursuant to the provisions of the Investor Education and Protection Fund Authority (Accounting, Audit, Transfer and Refund) Rules, 2016, as amended from time to time, the Company has uploaded the details of the unpaid and unclaimed amounts lying with the Company on the website of the Company (www.asigroup.co.in), and also on the website of the Ministry of Corporate Affairs (www.mca.gov.in). Unclaimed dividend for the FY 2011-12 will fall due for transfer to the said Fund on September 24, 2019. Those Members, who have not encashed their dividends for the FY 2011-12, are requested to claim it from the RTA of the Company immediately. Those Members who have not so far claimed their dividend for the subsequent financial years are also advised to claim it from the Company or the RTA of the Company.
11. Pursuant to the provisions of Section 124(6) of the Companies Act, 2013 and the Investor Education and Protection Fund Authority (Accounting, Audit, Transfer and Refund) Rules, 2016, as amended from time to time, all equity shares of the Company on which dividend has not been paid or claimed for seven consecutive years or more on September 24, 2019 shall be transferred by the Company to Investor Education and Protection Fund ("IEPF"). The Company has also written to the concerned Shareholders intimating them their particulars of the equity shares due for transfer. These details are also available on the Company's website www.asigroup.co.in. No claim shall lie against the Company in respect of these equity shares post their transfer to IEPF. Upon transfer, the Shareholders will be able to claim these equity shares only from the IEPF Authority by making an online application, the details of which are available at www.iepf.gov.in. All correspondence should be addressed to the RTA of the Company viz. Link Intime India Private Limited (UNIT: ASI Industries Limited), C-101, 247 Park, L.B.S Marg, Vikhroli (West), Mumbai – 400083, Tel:022-49186000 e-mail: rint_helpdesk@linkintime.co.in.
12. The cut-off date for the purpose of determining the Members eligible for participation in remote e-voting (e-voting from a place other than venue of the AGM) is Friday, 13th September, 2019. Please note that Members can opt for only one mode of voting i.e., either by voting at the meeting or remote e-voting. If Members opt for remote e-voting, then they should not vote at the Meeting and vice versa. However, once an e-vote on a resolution is cast by a Member, such Member is not permitted to change it subsequently or

cast the vote again. Members who have cast their vote by remote e-voting prior to the date of the Meeting can attend the Meeting and participate in the Meeting, but shall not be entitled to cast their vote again.

13. Any person, who acquires shares of the Company and becomes a Member of the Company after dispatch of the Notice, holds shares as of the cut-off date i.e. Friday, 13th September, 2019, may obtain the login ID and password by sending a request at helpdesk.evoting@cdslindia.com. However, if the Member is already registered with CDSL for remote e-voting, then he/she can use his/her existing User-ID and password for casting the vote. Only a Member who is entitled to vote shall exercise his/her/its vote through e-voting and any recipient of this Notice who has no voting rights as on the Cut-off Date should treat the same as intimation only.
14. In case of joint holders attending the Meeting, the joint holder who is highest in the order of names will be entitled to vote at the Meeting.
15. Voting through electronic means:

Pursuant to Section 108 of the Companies Act, 2013 and Rule 20 of Companies (Management & Administration) Rules, 2014, as amended from time to time and Regulation 44 of the SEBI (Listing Obligations and Disclosure Requirements) Regulations, 2015, the Company is pleased to provide its members, the facility of remote e-voting (i.e. e-voting from a place other than venue of AGM) to exercise their right to vote at the 73rd Annual General Meeting (AGM). The business may be transacted through e-voting services rendered by Central Depository Services (India) Limited (CDSL).

The facility for voting through ballot/polling paper shall be made available at the venue of 73rd AGM. The members attending the meeting, who have already cast their vote through remote e-voting may attend the meeting but shall not be entitled to cast their vote again at AGM.

The Company has appointed Mr. Prabhat Maheshwari, Partner, GMJ & Associates, Practicing Company Secretaries, Mumbai as the Scrutinizer for conducting the remote e-voting and voting process at AGM in a fair and transparent manner.

The Scrutinizer shall, immediately after the conclusion of voting at the Annual General Meeting, first count the votes cast at the meeting, thereafter unlock the votes cast through remote e-voting in the presence of at least two witnesses not in the employment of the Company and submit a consolidated Scrutinizer's Report of the total votes cast in favour or against, if any, to the Chairman or a person authorised by him in writing who shall countersign the same and Chairman shall declare the results of the voting within two days from the passing of Resolution at the AGM of the Company.

The result declared, along with the Scrutinizer's report shall be placed on the Company's website at <http://www.asigroup.co.in> and on the website of the CDSL after the result is declared by the Chairman and also be communicated to the Stock Exchange where the company is listed.

The Instructions for shareholders voting electronically are as under

- (i) The voting period begins on **Tuesday, the 17th September, 2019 at 10.00 a.m. and ends on Thursday, the 19th September, 2019 at 5.00 p.m.** During this period shareholders' of the Company, holding shares either in physical form or in dematerialized form, as on cut-off date i.e. **13th September, 2019**, may cast their vote electronically. The e-voting module shall be disabled by CDSL after 5.00 p.m. on **19th September, 2019**.
- (ii) The shareholders should log on to the e-voting website www.evotingindia.com.
- (iii) Click on "Shareholders" tab.
- (iv) Now Enter your User ID:
 - a. For CDSL: 16 digits beneficiary ID,
 - b. For NSDL: 8 Character DP ID followed by 8 Digits Client ID,
 - c. Members holding shares in Physical Form should enter Folio Number registered with the Company.
- (v) Next enter the Image Verification as displayed and Click on Login.
- (vi) If you are holding shares in demat form and had logged on to www.evotingindia.com and voted on an earlier voting of any company, then your existing password is to be used.
- (vii) If you are a first time user, follow the steps given below:-

For Members holding shares in Demat Form and Physical Form	
PAN	Enter your 10 digit alpha-numeric PAN issued by Income Tax Department (Applicable for both demat shareholders as well as physical shareholders) <ul style="list-style-type: none"> • Members who have not updated their PAN with the Company/Depository Participant are requested to use the first two letters of their name and the 8 digits of the sequence number in the PAN Field. • In case the sequence number is less than 8 digits, enter the applicable number of 0's before the number after the first two characters of the name in CAPITAL letters. E.g. If your name is Ramesh Kumar with sequence number 1 then enter RA00000001 in the PAN Field.

Dividend Bank Details	Enter the Dividend Bank Details or Date of Birth (in dd/mm/yyyy format) as recorded in your demat account or in the company records in order to login.
OR Date of Birth (DOB)	<ul style="list-style-type: none"> • If both the details are not recorded with the depository or company, please enter the member id / folio number in the Dividend Bank details field as mentioned in instruction (iv).

- (viii) After entering these details appropriately, click on "SUBMIT" tab.
- (ix) Members holding shares in physical form will then directly reach to the Company selection screen. However, members holding shares in demat form will now reach 'Password Creation' menu wherein they are required to mandatorily enter their login password in the new password field. Kindly note that this password is to be also used by the demat holders for voting for resolutions of any other company on which they are eligible to vote, provided that company opts for e-voting through CDSL platform. It is strongly recommended not to share your password with any other person and take utmost care to keep your password confidential.
- (x) For Members holding shares in physical form, the details can be used only for e-voting on the resolutions contained in this Notice.
- (xi) Click on the EVSN for the <ASI Industries Ltd.> on which you choose to vote.
- (xii) On the voting page, you will see "RESOLUTION DESCRIPTION" and against the same the option "YES/NO" for voting. Select the option YES or NO as desired. The option YES implies that you assent to the Resolution and option NO implies that you dissent to the Resolution.
- (xiii) Click on the "RESOLUTIONS FILE LINK", if you wish to view the entire Resolution details.
- (xiv) After selecting the resolution you have decided to vote on, click on "SUBMIT". A confirmation box will be displayed. If you wish to confirm your vote, click on "OK", else to change your vote, click on "CANCEL" and accordingly modify your vote.
- (xv) Once you "CONFIRM" your vote on the resolution, you will not be allowed to modify your vote.
- (xvi) You can also take out print of the votes cast by you by clicking on "Click here to print" option on the Voting page.
- (xvii) If a Demat account holder has forgotten the login password then enter the User ID and the image verification code and click on Forgot Password & enter the details as prompted by the system.
- (xviii) Shareholders can also cast their vote using CDSL's mobile app m-Voting available for android based mobiles. The m-Voting app can be downloaded from Google Play Store. iPhone and Windows phone. Please follow the instructions as prompted by the mobile app while voting on your mobile.

(xix) Note for Non-Individual Shareholders and Custodians:

Non-Individual shareholders (i.e. other than Individuals, HUF, NRI etc.) are required to log on to <https://www.evotingindia.com> and register themselves as Corporates.

They should submit a scanned copy of the Registration Form bearing the stamp and sign of the entity should be email to helpdesk.evoting@cdslindia.com.

- (a) After receiving the login details a Compliance User should be created using the admin login and password. The Compliance User would be able to link the account(s) for which they wish to vote.
- (b) The list of accounts linked in the login should be mailed to helpdesk.evoting@cdslindia.com and on approval of the accounts they would be able to cast their vote.

- (c) They should upload a scanned copy of the Board Resolution and Power of Attorney (POA) which they have issued in favor of the Custodian, if any, in PDF format in the system for the scrutinizer to verify the same.

- (xx) In case you have any queries or issues regarding e-voting, you may refer the Frequently Asked Questions ("FAQs") and e-voting manual available at www.evotingindia.com under help section or write an email to helpdesk.evoting@cdslindia.com.

By Order of the Board of Directors

Place : Mumbai
Date : 12th August, 2019

Manoj Jain
Company Secretary

DETAILS OF DIRECTOR SEEKING APPOINTMENT / REAPPOINTMENT IN ANNUAL GENERAL MEETING FIXED ON 20th SEPTEMBER, 2019

Name of Director	Mrs. Anita Jatia
DIN No	01068774
Date of Birth and Age	08.03.1963
Educational Qualification	BSC (Home Science), from Jadavpur University, Kolkata
Date of First appointment on Board	05.08.2014
Expertise in specific functional areas	Having rich experience in field of Business Administration, Marketing System, Safety, Environment and CSR.
List of Directorship of other Board	NIL
Chairman/Member of the Committees of the Board of other Indian Public Limited Companies as on 31.03.2019	NIL
No. of Shares held in the Company	961762
Number of Meetings of the Board attended during the year	5 out of 5
Relationship with other directors,] manager and other Key Managerial Personnel of the Company	Except Mr. Deepak Jatia and Mr. Tushya Jatia, none of the Directors & KMP or their relatives are related to Mrs. Anita Jatia
Terms and Conditions of appointment or re-appointment along with details of remuneration sought to be paid and remuneration last drawn by such person	As per the Nomination, Remuneration & Board Diversity Policy of the Company as placed on the Company's website i.e. http://www.asigroup.co.in

Note: Pursuant to Regulation 23 of the Securities and Exchange Board of India (Listing Obligations and Disclosure Requirements) Regulations, 2015 for the purpose of determining the limit, chairpersonship and membership in Audit Committee and Stakeholder Relationship Committee has been considered.



ANNEXURE TO NOTICE

EXPLANATORY STATEMENT IN RESPECT OF THE SPECIAL BUSINESS PURSUANT TO SECTION 102 OF THE COMPANIES ACT, 2013, SECRETARIAL STANDARD-2 ON GENERAL MEETINGS AND REGULATION 36 OF THE SECURITIES AND EXCHANGE BOARD OF INDIA (LISTING OBLIGATIONS AND DISCLOSURE REQUIREMENTS) REGULATIONS, 2015

ITEM NO. 4:

The Board of Directors at its Meeting held on May 22, 2019, upon the recommendation of the Audit Committee, approved the appointment of M/s. N.D. Birla & Co. Cost Accountants (Firm Registration Number 000028), to conduct the audit of the cost records of the Company's Stone and Power units on a remuneration of Rs, 40000/- (Rupees Forty Thousand Only) (excluding all applicable taxes and reimbursement of out of pocket expenses) for the financial year ending March 31, 2020.

In terms of the provisions of Section 148 of the Companies Act, 2013 read with Rule 14 of the Companies (Audit and Auditors)

Rules, 2014, (as amended from time to time) the remuneration as mentioned above, payable to the Cost Auditor is required to be ratified by the Members of the Company. Accordingly, the Members are requested to ratify the remuneration payable to the Cost Auditors for the financial year ending March 31, 2020, as set out in the Ordinary Resolution for the aforesaid services to be rendered by them

None of the Directors or Key Managerial Personnel (KMP) of the Company or relatives of Directors and KMP is concerned or interested, financially or otherwise, in this Resolution.

The Board of Directors recommends the Ordinary Resolution set out at Item No.4 of the Notice for approval by the Members.

By Order of the Board of Directors

Place: Mumbai
Date: 12th August, 2019

Manoj Jain
Company Secretary

ASI INDUSTRIES LIMITED

(Formerly known as Associated Stone Industries (Kotah) Limited)

(CIN:L14101MH1945PLC256122)

Registered Office: Marathon Innova, "A" Wing, 7th Floor, Off: G.K.Marg, Lower Parel, Mumbai- 400013
Tel: 022- 40896100 • Fax: 022- 40896119 • Email: investors@asigroup.co.in • Website: www.asigroup.co.in

PROXY FORM

(Pursuant to Section 105(6) of the Companies Act, 2013 read with Rule 19(3) of the Companies (Management and Administration) Rules, 2014)

Name of the Member(s):	E-mail Id:
Registered Address:	*Folio No./Client Id:
	DP Id :

I/We being the member (s) of the above named Company hereby appoint:

- (1) Name : _____
 Address : _____
 E-mail Id : _____ or failing him
- (2) Name : _____
 Address : _____
 E-mail Id : _____ or failing him
- (3) Name : _____
 Address : _____
 E-mail Id : _____

As my /our proxy to vote (on poll) for me /us/on my/our behalf at the **73rd ANNUAL GENERAL MEETING** of the Company to be held on **Friday, the 20th September, 2019 at 10.00 a.m.** at 419-B, Kalbadevi Road, Joshiwadi 2nd Floor, Mumbai - 400002 and at any adjournment thereof in respect of such resolutions as are indicated below:

Resolution No.	Resolutions	For	Against
	Ordinary Business		
1.	Consider and adopt (a) Audited Financial Statements for the year ended 31st March, 2019 and the reports of the Board of Directors and Auditors thereon		
	(b) Audited Consolidated Financial Statements for the year ended 31st March, 2019 and the reports of the Auditors thereon		
2.	To declare Final Dividend on Equity Shares.		
3.	To appoint a Director in place of Mrs. Anita Jatia (DIN: 01068774), who retires by rotation and being eligible, offers herself for reappointment.		
	Special Business		
4.	To ratification of remuneration of Cost Auditor for the Financial Year 2019-20.		

Signed this _____ day of _____ 2019

Signature of the shareholder _____

Affix
revenue
stamp


Signature of first proxy holder

Signature of second proxy holder

Signature of third proxy holder

* Applicable for members holding shares in electronic form.

Note: This form of proxy in order to be effective should be duly stamped, completed and signed and must be deposited at the Registered Office of the Company, not less than 48 hours before the commencement of meeting.

Route map of the venue of the AGM  419-B, Kalbadevi Road, Joshwadi, Mumbai 400002.

