

Date: 31st October, 2025

To,

Listing / Compliance Department
Bombay Stock Exchange Limited
Phiroze Jeejeebhoy Tower, 16th Floor
Dalal Street, Mumbai - 400 023.

Script Code: 502015

Script Name: ASIIL

ISIN: INE 443A01030

Dear Sir,

Sub: Outcome of the Board Meeting

The Board of Directors of the Company at their meeting held today, have *inter alia*, and approved the Unaudited Financial Results of the Company for the quarter and half year ended 30th September, 2025.

The meeting of the Board of Directors of the Company commenced at **12:00** Hours and concluded at **12:46** Hours.

Thanking you,

Yours truly,
For ASI Industries Limited

Manish P. Kakrai
Company Secretary

B. L. AJMERA & CO.

CHARTERED ACCOUNTANTS

MALJI CHHOGALAL TRUST BUILDING

MIRZA ISMAIL ROAD

JAIPUR - 302 001 (INDIA)

TEL. : 0141-2373433, 0141-4047533

E-mail : blajmeraco@ajmeragroup.net / blajmeraco@blajmeraco.in

Website : www.blajmeraco.in

Independent Auditor's Review Report on Quarterly and year to date Unaudited Standalone Financial Results of the Company Pursuant to the Regulation 33 of the SEBI (Listing Obligations and Disclosure Requirements) Regulations, 2015, as amended

To,
The Board of Directors
ASI Industries Ltd.

1. We have reviewed the accompanying statement of unaudited standalone financial results of ASI Industries Ltd. ('the Company') for the quarter ended September 30, 2025 and year to date from April 01, 2025 to September 30, 2025 ('the Statement') attached herewith, being submitted by the Company pursuant to the requirements of Regulation 33 of the Securities and Exchange Board of India (Listing Obligations and Disclosure Requirements) Regulations, 2015, as amended ('the Listing Regulations').
2. The Company's Management is responsible for the preparation of the Statement in accordance with the recognition and measurement principles laid down in Indian Accounting Standard 34, (Ind AS 34) "Interim Financial Reporting" prescribed under Section 133 of the Companies Act, 2013 as amended, read with relevant rules issued thereunder and other accounting principles generally accepted in India and in compliance with Regulation 33 of the Listing Regulations. The Statement has been approved by the Company's Board of Directors. Our responsibility is to express a conclusion on the Statement based on our review.
3. We conducted our review of the Statement in accordance with the Standard on Review Engagement (SRE) 2410, "Review of Interim Financial Information Performed by the Independent Auditor of the Entity", issued by the Institute of Chartered Accountants of India. This standard requires that we plan and perform the review to obtain moderate assurance as to whether the statement is free of material misstatement. A review is limited primarily to inquiries of company personnel and analytical procedures applied to financial data and thus provide less assurance than an audit. We have not performed an audit and accordingly, we do not express an audit opinion.
4. Based on our review conducted as above, nothing has come to our attention that causes us to believe that the accompanying Statement, prepared in accordance with the recognition and measurement principles laid down in the aforesaid Indian Accounting Standards ('Ind AS') specified under Section 133 of the Companies Act, 2013 as amended, read with relevant rules issued thereunder and other accounting principles generally accepted in India, has not disclosed the information required to be disclosed in terms of the Listing Regulations, including the manner in which it is to be disclosed, or that it contains any material misstatement.

For B. L. Ajmera & Co.
Chartered Accountants
FRN : 001100C



(Rajendra Singh Zala)
Partner
Membership No. : 017184



UDIN : 25017184BMMKKL6242

Place: Mumbai
Date : October 31, 2025



ASI INDUSTRIES LIMITED

Registered Office: Marathon Innova, "A" Wing, 7th Floor, Off G.K.Marg, Lower Parel, Mumbai - 400013

Tel: 4089 6100; Fax No. 4089 6119; CIN No. L14101MH1945PLC256122

E-mail: investors@asigroup.co.in ; website: www.asigroup.co.in

Statement of Unaudited Financial Results for the Quarter and Half Year Ended 30th September, 2025

(Rs. in Lakhs)


Sr. No.	Particulars	Quarter Ended			Half Year Ended		Year Ended
		30.09.2025	30.06.2025	30.09.2024	30.09.2025	30.09.2024	31.03.2025
		(Unaudited)	(Unaudited)	(Unaudited)	(Unaudited)	(Unaudited)	(Audited)
1	Revenue from operations (net)	2056.20	2949.31	2331.48	5005.51	5771.58	15476.56
2	Other income	437.84	471.33	419.76	909.17	783.78	1933.30
3	Total Revenue	2494.04	3420.64	2751.24	5914.68	6555.36	17409.86
4	Expenditure						
	(a) Cost of materials consumed	-	-	-	-	-	-
	(b) Purchase of stock-in-trade	-	-	-	-	-	-
	(c) Change in inventories of finished goods, work-in-progress & stock-in-trade	30.25	14.86	21.52	45.11	32.38	10.40
	(d) Employee benefits expense	653.49	836.43	603.33	1489.92	1478.49	3502.72
	(e) Finance costs	45.27	65.67	36.83	110.94	78.88	172.70
	(f) Depreciation and amortization expenses	112.02	112.82	113.98	224.84	229.10	472.44
	(g) Power and fuel	569.29	696.81	685.73	1266.10	1566.60	3474.50
	(h) Other expenses	989.57	1092.08	1200.88	2081.65	2528.35	6054.56
	Total Expenses	2399.89	2818.67	2662.27	5218.56	5913.80	13687.32
5	Profit/(Loss) before exceptional items and tax (3-4)	94.15	601.97	88.97	696.12	641.56	3722.54
6	Exceptional items	-	-	-	-	-	-
7	Profit/(Loss) before tax (5-6)	94.15	601.97	88.97	696.12	641.56	3722.54
8	Tax expense						
	(a) Current Tax	18.00	173.00	25.46	191.00	190.86	1,028.88
	(b) Mat Credit Utilized	-	-	-	-	-	-
	(c) Adjustment of tax relating to earlier periods	(114.43)	-	-	(114.43)	-	(6.95)
	(d) Deferred Tax	109.28	24.81	13.08	134.09	12.27	155.69
9	Profit/(Loss) for the period (7-8)	81.30	404.16	50.43	485.46	438.43	2544.92
10	Other Comprehensive Income						
	a) Other Comprehensive income not to be reclassified to profit and loss in subsequent periods:						
	(i) Remeasurement of gains /(losses) on defined benefit plans	3.82	(28.68)	(19.93)	(24.86)	(48.40)	(39.71)
	(ii) Income tax effect	(1.11)	8.35	5.80	7.24	14.09	11.56
	(iii) Equity Instruments through Other Comprehensive Income	-	(1.56)	0.40	(1.56)	11.00	899.91
	(iv) Income tax effect	-	0.39	(0.04)	0.39	(1.89)	1.21
	b) Other Comprehensive income to be reclassified to profit and loss in subsequent periods:						
		-	-	-	-	-	-
11	Total Other Comprehensive Income for the year (net of tax)	2.71	(21.50)	(13.77)	(18.79)	(25.20)	872.97
12	Total Comprehensive Income for the period (net of tax) (9+11)	84.01	382.66	36.66	466.67	413.23	3417.89
13	Paid-up equity share capital (Face Value of Re. 1/- per share)	900.75	900.75	900.75	900.75	900.75	900.75
14	Other Equity (Excluding Revaluation Reserve) as shown in the Audited Balance Sheet						26387.37
15	Earnings Per Share (Basic and Diluted)	0.09	0.45	0.06	0.54	0.49	2.83

Contd....2/-



STATEMENT OF ASSETS & LIABILITIES			As At	As At
Sr. No.	Particulars	30.09.2025 (Unaudited)	31.03.2025 (Audited)	
	ASSETS			
1	Non-Current Assets			
	(a) Property, Plant and Equipment	15440.00	15958.61	
	(b) Capital Work-in-Progress	181.36	4.47	
	(c) Other Intangible Assets	46.86	201.61	
	(d) Intangible Assets under Development	257.47	257.47	
	(e) Financial Assets			
	(i) Investments	9049.61	8954.79	
	(ii) Loans	-	-	
	(iii) Other Financial Assets	331.59	458.09	
	(f) Deferred Tax Assets (Net)	312.04	445.75	
	(g) Other Non-Current Assets	1428.51	1134.38	
		27047.44	27415.17	
2	Current assets			
	(a) Inventories	551.55	580.63	
	(b) Financial Assets			
	(i) Investments	934.05	1124.40	
	(ii) Trade Receivables	3801.37	4742.28	
	(iii) Cash and Cash Equivalents	369.87	10.23	
	(iv) Bank Balances Other than (iii) above	348.89	188.05	
	(v) Loans	3970.45	4567.78	
	(vi) Other Financial Assets	7.44	19.36	
	(c) Other Current Assets	2576.29	1885.59	
		12559.91	13118.32	
	TOTAL	39607.35	40533.49	
	EQUITY AND LIABILITIES			
1	Equity			
	(a) Equity Share capital	900.75	900.75	
	(b) Other Equity	34108.48	34351.72	
		35009.23	35252.47	
	Liabilities			
2	Non Current Liabilities			
	(a) Financial Liabilities			
	(i) Borrowings	469.08	158.32	
	(b) Provisions	-	-	
		469.08	158.32	
3	Current Liabilities			
	(a) Financial Liabilities			
	(i) Borrowings	1033.79	2944.06	
	(ii) Trade Payables			
	Total Outstanding dues of Micro Enterprises and Small Enterprises	-	-	
	Total Outstanding dues of creditors other than Micro Enterprises and Small Enterprises	163.38	116.46	
	(iii) Other Financial Liabilities	1306.15	889.06	
	(b) Other Current Liabilities	1460.32	1053.51	
	(c) Provisions	165.40	119.61	
	(d) Current Tax Liabilities (Net)	-	-	
		4129.04	5122.70	
	TOTAL	39607.35	40533.49	

Contd....3/-




Unaudited Cash Flow Statement for the Half Year ended 30th September, 2025

(Rs. in Lakhs)

Particulars	30.09.2025	30.09.2024
CASH FLOWS FROM OPERATING ACTIVITIES:		
Profit before income tax:	696.12	641.56
Adjustments for:		
Depreciation and amortisation expense	224.84	229.10
Net Loss (Gain) on disposal of property, plant and equipments	(30.44)	(29.21)
Net Loss (Gain) on sale of investments	(32.38)	(1.19)
Impairment of Investment in Subsidiary	-	-
Allowance for loss on trade receivables	10.16	38.11
Income Distributed by Investment Fund	(0.15)	-
Interest income classified as investing cash flows	(799.05)	(636.71)
Finance Costs	110.95	78.88
Change in operating assets and liabilities:		
(Increase)/Decrease in trade receivables	930.75	1,718.73
(Increase)/Decrease in inventories	29.08	47.85
(Increase)/Decrease in other financial assets	120.24	58.63
(Increase)/Decrease in other assets	(690.70)	(452.68)
(Increase)/Decrease in other bank balances	(160.84)	24.09
Increase/(Decrease) in provisions	20.93	(53.16)
Increase/(Decrease) in trade payables	46.92	139.01
Increase/(Decrease) in other financial liabilities	417.45	268.92
Increase/(Decrease) in other liabilities	406.81	684.85
Cash generated from operations	1,300.69	2,756.78
Less: Income taxes paid	(361.46)	(289.03)
Net cash inflow (outflow) from operating activities	939.23	2,467.75
CASH FLOWS FROM INVESTING ACTIVITIES:		
Payments for property, plant and equipment	(248.30)	(271.50)
Proceeds from sale of investments	684.65	8,199.25
Payments for purchase of investments	(558.29)	(5,313.06)
(Increase)/decrease in loans	597.33	(579.63)
Proceeds from sale of property, plant and equipment	198.76	53.99
Income Distributed by Investment Fund	0.15	-
Interest received	817.23	636.22
Net cash inflow (outflow) from investing activities	1,491.53	2,725.27
CASH FLOWS FROM FINANCING ACTIVITIES:		
Proceeds from borrowings	383.59	1,327.35
Repayment of borrowings	(1,983.10)	(3,697.25)
Finance costs paid	(111.31)	(77.58)
Dividends paid	(360.30)	(315.26)
Net cash inflow (outflow) from financing activities	(2,071.12)	(2,762.74)
Net increase (decrease) in cash and cash equivalents	359.64	2,430.28
Cash and Cash Equivalents at the beginning of the financial year	10.23	207.61
Cash and Cash Equivalents as at 30th September	369.87	2,637.89
Reconciliation of cash and cash equivalents as per the cash flow statement:		
Cash and cash equivalents as per above comprise of the following:		
Balances with banks on current accounts	350.78	2,623.56
Cash on hand	19.09	14.33
Balances per statement of cash flows	369.87	2,637.89

Contd...4/-




Notes:

- 1 The above unaudited Financial Results have been reviewed by the Audit Committee and approved by the Board of Directors at their respective meetings held on 31st October, 2025.
- 2 Financial results for all the periods presented have been prepared in accordance with recognition and measurement principles of Ind AS notified under the Companies (Indian Accounting Standards) Rules, 2015 as amended from time to time.
- 3 The Statutory Auditors of the Company have carried out Limited Review of the Results for the quarter and half year ended 30th September, 2025.
- 4 The Company has only one reportable segment i.e Mining & Processing of Natural Stone.
- 5 Due to extended unusual monsoon and more than double rainfall around mining areas as compared previous years major cause for lower production and sales during the II nd quarter and half year ended 30th September, 2025.
- 6 Previous period figures have been regrouped/reclassified wherever necessary.

Place: Mumbai

Date: 31st October, 2025



For ASI Industries Limited

Deepak Jatia

Chairman and Managing Director

DIN 01068689